



**Ventura County Transportation Commission**

# **Fiscal Year 2025/2026 Proposed Budget**

**June 6, 2025**



# State of Transportation Funding

## Federal Funding:

- ❖ Congress approved the Full Year Continuing Appropriations and Extensions Act, 2025, which includes Transportation, Housing and Urban Development and Related Agencies (THUD) programs. The Act funds the government at 2024 levels through September 30, 2025.
- ❖ The Infrastructure Investment and Jobs Act (IIJA) funding will continue through Fiscal Year 2025/2026.



# State of Transportation Funding

## State Funding:

- ❖ California's FY 2025/2026 budget was recently revised in May based on current economic and revenue forecasts. The revision indicates the state must close an estimated \$12 billion shortfall to balance the budget. The imposition of tariffs has driven a downgrade in both the economic and revenue forecasts.
  - SB 125 appropriated \$4 billion in General Fund through TIRCP and \$1.1 billion of ZETCP.
  - Amended 2025 Active Transportation Program Fund Estimate provides \$168 million and restored \$560 million of Regional Early Action Planning (REAP 2.0) in FY 2024/2025.
  - Statutory relief provided to transit agencies during the pandemic extends through FY 2025/2026, including the suspension of financial penalties for failure to meet farebox recovery requirements.





# Fiscal Year 2025/2026 Revenue Overview

- ❖ VCTC has no dedicated transportation funding, therefore all revenues are dependent on Federal and State programs with some Local contributions and fees.
- ❖ VCTC revenues are restricted use funds, each with a specific set of regulations, making it difficult, if not impossible, to transfer funds between uses and are often project specific
- ❖ Unlike cities, VCTC has no general fund revenues that can be used to backfill shortfalls across its various activities

Federal 19%	
Federal Transit Administration (FTA)	\$20,614,767
Surface Transportation Program (STP)	5,582,300
Congestion Mitigation and Air Quality (CMAQ)	421,100
Total	\$26,618,167

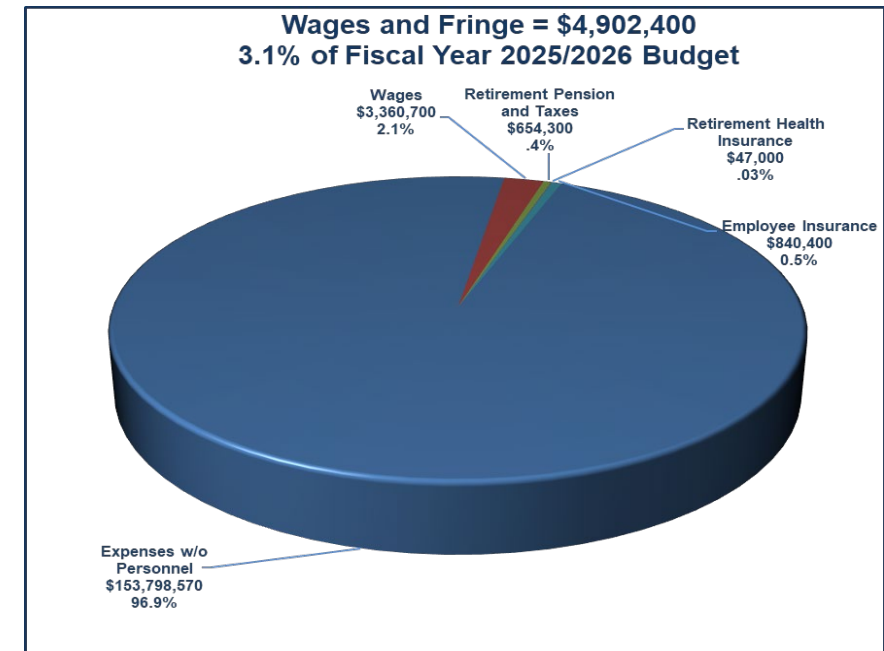
State 75%	
Local Transportation Fund (LTF)	\$49,200,000
State Transit Assistance (STA)	9,743,429
State of Good Repair (SGR)	1,689,795
Service Authority for Freeway Emergencies (SAFE) – VRF	812,714
Planning, Programming and Monitoring (PPM)	597,364
Access For All (AFA)	328,916
Low Carbon Transit Operations Program (LCTOP) – Cap and Trade	2,155,640
Regional Early Action Planning (REAP)	3,380,000
Sustainable Transportation Planning Grant (STPG)	133,900
Freeway Service Patrol (FSP) – SHA and SB1	908,680
Solutions for Congested Corridors Program (SCCP)	3,140,000
SB 125	24,992,480
Priority Legislative Budget Project (PLBP)	5,000,000
Total	\$102,082,918

Local 6%	
Local Contributions	\$4,737,095
Local Fees	1,057,300
Investment Income and Other Revenues	2,176,900
Total	\$7,971,295



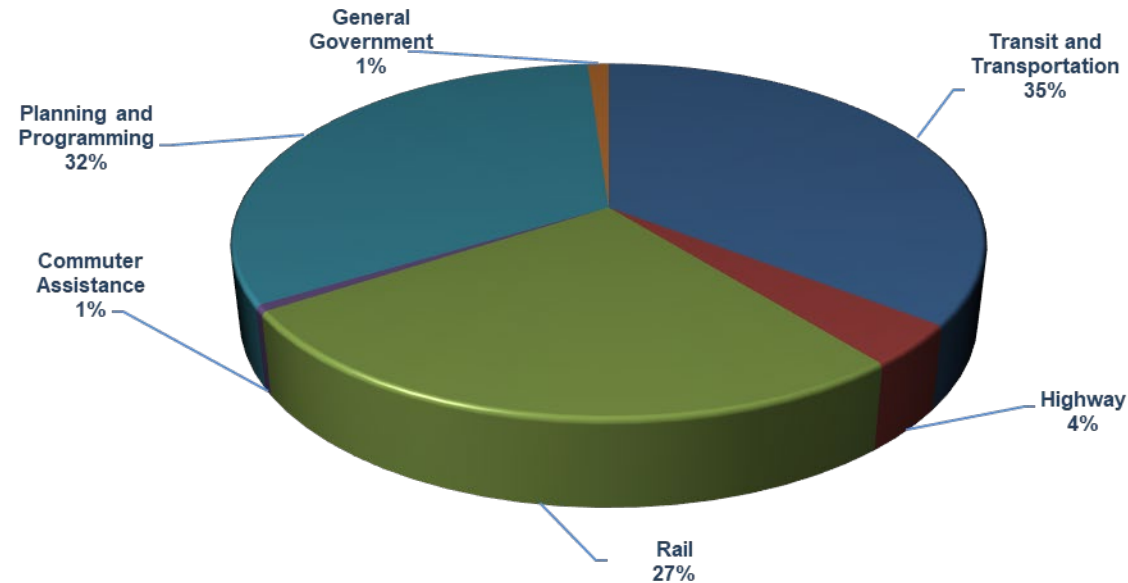
# Personnel Costs

- ❖ Salaries and Benefits at \$4,902,400 or 3.1% of the budget
- ❖ 24 Full-time positions – 2 PT Intern Positions (new)
- ❖ Increase of \$322,900 or 7.0% from Fiscal Year 2024/2025
  - \$128,700 merit pool
  - \$91,900 proposed COLA (3%)
  - \$37,700 taxes and pension
  - \$71,000 insurances
  - \$11,000 OPEB contribution
  - Using CERBT to pay some OPEB costs
- ❖ Pension funding level 89.1%
- ❖ OPEB funding level 99.8%





# Budgeted Expenditures by Program



Program Budget Categories	Fiscal Year 2023/2024 Actual	Fiscal Year 2024/2025 Budget*	Fiscal Year 2025/2026 Budget	Dollar Change	% Of Change
Transit and Transportation	\$ 22,254,049	\$ 77,128,882	\$ 56,217,753	\$ (20,911,129)	-27%
Highway	2,969,869	6,625,246	5,970,900	(654,346)	-10%
Rail	16,380,808	38,481,970	42,224,858	3,742,888	10%
Commuter Assistance	720,630	877,083	919,600	42,517	5%
Planning and Programming	48,149,948	53,938,836	51,636,959	(2,301,877)	-4%
General Government	1,463,844	1,723,400	1,730,900	7,500	0%
<b>Total Program Budget</b>	<b>\$ 91,939,148</b>	<b>\$ 178,775,417</b>	<b>\$ 158,700,970</b>	<b>\$ (20,074,447)</b>	<b>-11%</b>

\* Some budget tasks were amended after the Commission approved the budget in June 2024 (see budget tasks section for details).





# Transit and Transportation Program

Budget Tasks	Fiscal Year 2023/2024 Actual	Fiscal Year 2024/2025 Budget	Fiscal Year 2025/2026 Budget	% of Change
Accessibility Services	\$ 408,627	\$ 862,400	\$ 605,200	-29.8%
Regional Transit Technology	844,601	9,057,511	2,852,195	-68.5%
Transit Grant Administration	6,536,366	37,840,933	28,301,500	-25.2%
Valley Express	2,697,071	6,423,500	4,136,748	-35.6%
VCTC Intercity Services	11,767,384	22,944,538	20,322,110	-11.4%
Total Transit and Transportation Budget	\$22,254,049	\$77,128,882	\$56,217,753	-27.1%

## Significant Change from the Draft Budget

- ❖ Transit Grant Administration:  
+ \$4.7 million due to higher pass-through grants to subrecipients.
- ❖ Valley Express:  
+ \$96,000 due to higher contract services.
- ❖ VCTC Intercity Services:  
- 125,100 due to lower contract services



# Highway Program

Budget Tasks	Fiscal Year 2023/2024 Actual	Fiscal Year 2024/2025 Budget	Fiscal Year 2025/2026 Budget	% of Change
Highway Project Management	\$ 665,456	\$ 4,566,246	\$ 4,135,800	-9.4%
Motorist Aid Services	2,304,413	2,059,000	1,835,100	-10.9%
Total Highway Budget	2,969,869	6,625,246	5,970,900	-9.9%

## Significant Change from the Draft Budget

❖ No significant changes from the draft budget





# Rail Program

Budget Tasks	Fiscal Year 2023/2024 Actual	Fiscal Year 2024/2025 Budget	Fiscal Year 2025/2026 Budget	% of Change
LOSSAN - Coast Rail Coordinating Council	\$ 72,673	\$ 73,800	\$ 90,200	22.2%
Metrolink Commuter Rail	14,521,544	24,084,540	25,666,258	6.6%
Santa Paula Branch Line	1,786,591	14,323,630	16,468,400	15.0%
Total Rail Budget	16,380,808	38,481,970	\$42,224,858	9.7%

## Significant Changes from the Draft Budget

- ❖ Metrolink Commuter Rail:
  - + \$259,200 primarily due to increases in the Camarillo station rehabilitation project.





# Commuter Assistance Program

Budget Tasks	Fiscal Year 2024/2025 Actual	Fiscal Year 2025/2026 Budget	Fiscal Year 2026/2027 Budget	% of Change
Regional Transit Information Center	\$ 403,505	\$ 504,283	\$ 523,500	3.8%
Rideshare Programs	317,125	372,800	396,100	6.3%
Total Commuter Assistance Budget	720,630	877,083	919,600	4.8%

## Significant Changes from the Draft Budget

- ❖ Rideshare Program  
-150,800 primarily due to lower consultant services.





# Planning and Programming Program


Budget Tasks	Fiscal Year 2022/2023 Actual	Fiscal Year 2023/2024 Budget	Fiscal Year 2024/2025 Budget	% of Change
Airport Land Use Commission	\$35,665	\$ 48,235	\$59,500	23.4%
Regional Transit Planning	3,642,572	7,831,400	6,646,600	-15.1%
Regional Transportation Planning	1,173,340	2,315,462	2,244,100	-3.1%
Transportation Development Act	42,536,172	42,850,939	41,724,259	-2.6%
Transportation Programming and Reporting	762,199	892,800	962,500	7.8%
Total Planning & Programming Budget	\$48,149,948	\$53,938,836	\$51,636,959	-4.3%

## Significant Changes from the Draft Budget

### ❖ Transportation Development Act (TDA) Administration:

- \$633,558 due to higher administrative costs than the amount originally included in the draft budget. Note: The administrative costs in the draft budgets are an estimate based on the prior fiscal year.





## General Government Program

Budget Tasks	Fiscal Year 2023/2024 Actual	Fiscal Year 2024/2025 Budget	Fiscal Year 2025/2026 Budget	% of Change
Community Outreach	\$ 516,936	\$ 570,100	\$ 579,700	1.7%
Management and Administration	674,658	823,100	804,400	-2.3%
State and Federal Governmental Relations	272,250	330,200	346,800	5.0%
Total General Government Budget	1,463,844	1,723,400	1,730,900	.4%

### Significant Changes from the Draft Budget

- ❖ No significant changes from the draft budget

# Where We End Up

**\$159 million Balanced Budget**

**Estimated \$17.9 million Fund Balance (after reserve adjustments)**

❖ Available for "general use":

❖ GF                      \$     623,171 (Reserve \$50,000)

❖ Restricted Fund Balances:

❖ LTF                    \$     375,962 (Reserve \$3,870,000)

❖ STA                    \$ 11,541,995 (Reserve \$0)

Anticipated uses for STA balance:

- Cash-flow (i.e., delayed grants and capital purchases)
- Metrolink capital projects
- VCTC Intercity bus purchases
- Implement recommendations out of the Transit Integration and Efficiency Study

❖ SAFE                    \$   1,392,316 (Reserve \$1,515,000)

Anticipated uses for SAFE balance:

- Additional Freeway Service Patrol Routes
- Additional Incident Responder Grants

❖ SGR                    \$   3,942,036 (Reserve \$0)

❖ SPBL                    \$       25,367 (Reserve \$0)



## Fiscal Year 2025/2026 Budget

# QUESTIONS?





# Fiscal Year 2025/2026 Budget

## RECOMMENDATION:

- Conduct a public hearing to receive testimony on the Fiscal Year 2025/2026 Budget.
- Adopt the Fiscal Year 2025/2026 Salary Schedule (Appendix C of the Fiscal Year 2025/2026 Budget) effective July 1, 2025.
- Adopt, by Resolution No. 2025-04, the proposed Fiscal Year 2025/2026 Budget.