



**VENTURA COUNTY TRANSPORTATION COMMISSION**  
**Transit Operators Advisory Committee (TRANSCOM)**  
[www.goventura.org](http://www.goventura.org)

**AGENDA\***

Wednesday, September 14, 2022  
1:30 p.m.

\*Action may be taken on any item listed on the agenda

The meeting will be via ZOOM. Please click the link below.

<https://us02web.zoom.us/j/81227247108?pwd=ZWVnYVJIS2t6ZmVjMS9aZDFKaEJWdz09>

Call-In Option:

Dial: 1.669.900.6833

Webinar I.D.: 812 2724 7108

Passcode: 12345

*On March 17, 2020, the Governor issued Executive Order N-29-20 suspending certain provisions of the Ralph M. Brown Act to allow local legislative bodies to conduct their meetings completely telephonically or by other electronic means. On June 11, 2021, the Governor subsequently issued Executive Order N-08-21 maintaining the suspension of certain provisions of the Brown Act to continue to allow for local legislative bodies to conduct their meetings completely telephonically or by other electronic means through September 30, 2021. [In accordance with AB 361](#) VCTC meetings will continue to conduct its meetings by teleconference, its committee members will participate in the meeting from individual remote locations, and no physical location will be open to the public for this meeting.*

*Members of the public will be able to virtually view and participate in this meeting remotely. Members of the public who wish to address the committee on an item to be considered at this meeting are asked to please use/click the "Raise Hand" feature in Zoom (or \*9 if you are calling into the Zoom meeting) at the time the Chairperson requests public comments. The Host will then advise you when it is your turn to speak. Verbal public comments are limited to three minutes.*

*In compliance with the Americans with Disabilities Act and Government Code Section 54954.2, if special assistance is needed to participate in a committee meeting, please contact the Administrative Assistant at (805) 642-1591 ext. 111. Notification of at least 48 hours (about 2 days) prior to meeting time will assist staff in assuring reasonable arrangements can be made to provide accessibility at the meeting.*

**TRANSCOM MEETING AGENDA**

September 14, 2022

Page 2 of 3

**ITEM 1 CALL TO ORDER**

**ITEM 2 INTRODUCTIONS & ANNOUNCEMENT**

**ITEM 3 PUBLIC COMMENT**

*Under the Brown Act, the committee should not act on or discuss matters raised during the Public Comment portion of the agenda which are not listed on the agenda. Committee members may refer such matters to staff for factual information or to be placed on the subsequent agenda for consideration.*

**ITEM 4 AGENDA ADJUSTMENTS**

**ITEM 5 APPROVAL OF MINUTES**

***Recommended Action:***

- *Waive the reading and approve the meeting minutes from June 2022.*

**Responsible Staff: Jeni Eddington**

**ITEM 6 ADA CERTIFICATION SERVICES PROGRAM MONTHLY UPDATE**

***Recommended Action:***

- *Receive and file.*

**Responsible Staff: Dolores Lopez**

**ITEM 7 SCAG TRANSIT TARGET SETTING**

***Recommended Action:***

- *Receive and file.*

**Responsible Staff: Priscilla Freduah-Agyemang, SCAG**

**ITEM 8 CONGESTION MITIGATION AND AIR QUALITY (CMAQ) PROGRAM  
APPORIONMENT LOAN TO SACRAMENTO AREA COUNCIL OF GOVERNMENTS**

***Recommended Action:***

- *Receive and file.*

**Responsible Staff: Peter De Haan**

**ITEM 9 2022 FEDERAL TRANSIT ADMINISTRATION (FTA) SECTION 5310 LARGE  
URBANIZED AREA (SENIORS AND DISABLED) FUNDS AND SECTION 5307 JOBS  
ACCESS/REVERSE COMMUTE (JARC) FUNDS CALL-FOR-PROJECTS PROJECT  
SELECTION**

***Recommended Action:***

- Approve programming \$2,166,400 in Federal Transit Administration (FTA) Section 5310 Large Urbanized Area funds (Seniors and Disabled) and \$713,785 in FTA Section 5307 Jobs Access/Reverse Commute (JARC) funds for a total of \$2,880,185 for projects listed in Attachment A.

**Responsible Staff: Geiska Velasquez**

**ITEM 10 TRANSIT ASSET MANAGEMENT PLAN (TAM) PLAN**

***Recommended Action:***

- Approve the Ventura County Group TAM Plan pending final updates and comments.

**Responsible Staff: Dolores Lopez**

**TRANSCOM MEETING AGENDA**

**September 14, 2022**

**Page 3 of 3**

**ITEM 11 APPROVE FISCAL YEAR 2022-23 PROGRAM OF PROJECTS**

***Recommended Action:***

- *Approve the Program of Projects (POP) for federal transit operating, planning and capital assistance for Fiscal Year (FY) 2022/23 (Attachment A.)*

**Responsible Staff: Heather Miller**

**ITEM 12 FUTURE AGENDA ITEMS**

***Recommended Action:***

- *For discussion.*

**Responsible Staff: Claire Grasty**

**ITEM 13 ADJOURNMENT**



**[This page intentionally left blank.]**



**VENTURA COUNTY TRANSPORTATION COMMISSION**  
Transit Operators Advisory Committee (TRANSCOM)

Wednesday, July 13, 2022  
1:30 PM via ZOOM.

Item 5

**MEETING MINUTES**

**MEMBERS PRESENT**

Ben Gonzales, City of Simi Valley (Chair)  
Mike Houser, City of Thousand Oaks (Vice Chair)  
Jason Samonte, City of Camarillo  
Phil Pulley, City of Ojai  
Kumar Neppalli, City of Oxnard  
Miguel Guillen, City of Santa Paula  
Matt Miller, Gold Coast Transit District (GCTD)

Karly Ibrahim, CSUCI (ex-officio)  
Ben Cacatian, VCAPCD (ex-officio)

**MEMBERS ABSENT**

City of Fillmore  
City of Moorpark  
City of Port Hueneme  
City of Ventura  
County of Ventura

**VCTC STAFF PRESENT**

Claire Grasty, Public Transit Director  
Jeni Eddington, Administrative Assistant  
Dolores Lopez, Regional Transit Planner  
Heather Miller, Program Manager  
Darrin Peschka, Program Manager  
Geiska Velasquez, Program Analyst

**ITEM 1 CALL TO ORDER**

Chair Gonzalez called the meeting to order at 1:31 p.m. via Zoom.

**ITEM 2 INTRODUCTIONS & ANNOUNCEMENTS**

Mike Houser announced the Thousand Oaks Transit October 1, 2022 schedule change. Jason Samonte announced that Shaun Kroes would be attending on behalf of the City of Camarillo soon. Matt Miller announced GCTD's July 24, 2022 schedule change. Cynthia Duque introduced herself as the Director of Planning and Marketing for GCTD. Heather Miller announced July and August grant application and call for project deadlines. Claire Grasty announced that information on the Youth Ride Free program is forthcoming.

**ITEM 3 PUBLIC COMMENT**

None.

**ITEM 4 AGENDA ADJUSTMENTS**

None.

**ITEM 5 APPROVAL OF MEETING MINUTES**

**ACTION**

**Gonzalez moved, seconded by Pulley, that the committee approve the June 8, 2022 meeting minutes. The motion passed unanimously. Miller abstained.**

**ITEM 6 ADA CERTIFICATION SERVICES PROGRAM MONTHLY UPDATE**

The committee received the ADA certification services program monthly update for filing.

**ITEM 7 COMMUNITY OUTREACH UPDATE JULY 2022**

The committee received an update on the community outreach program including recent, recurring, and future campaigns. Ben Cacatian recommended that the committee review the Rule211 brochure that will be distributed to local employers.

**ITEM 8 FY 2022-23 STATE OF GOOD REPAIR PROGRAM – PROJECT SUBMITTALS**

The committee received a brief presentation on the State of Good Repair program including the background, state requirements, instructions for transit operators and next steps.

**ITEM 9 TRANSPORTATION EMERGENCY PREPAREDNESS PLAN (TEPP)**

The committee discussed progress made on implementation of the TEPP including the creation of contingency fleets.

**ITEM 10 FUTURE AGENDA ITEMS**

None.

**ITEM 14 ADJOURNMENT**

Chair Gonzales adjourned the meeting at 2:16 p.m.



**Item 6**

**DATE:** SEPTEMBER 14, 2022  
**MEMO TO:** TRANSIT OPERATORS ADVISORY COMMITTEE (TRANSCOM)  
**FROM:** DOLORES LOPEZ, REGIONAL TRANSIT PLANNER  
**SUBJECT:** ADA CERTIFICATION SERVICES PROGRAM UPDATE

**RECOMMENDATION:**

- Receive and file the monthly ADA Certification services report(s) and program update.

**DISCUSSION:**

Mobility Management Partners (MMP) is VCTC's service provider for ADA Paratransit Eligibility Certification services.

Attached are the ADA Paratransit Certification Services Reports from MMP for review at the TRANSCOM meeting. This report covers July and August 2022.

Jul-22							
		Jul	Jun	May	Apr	Mar	Feb
<b>Call Center</b>	Inbound ADA Calls	454	484	424	448	481	405
	Outbound ADA calls	291	134	91	374	401	338
	Average hold time (in seconds)	1.6	10.5	5.43	TBD	TBD	TBD
	Outbound Area Transmittals	2	4	2	4	2	2
	Inbound Area Transmittals	4	6	5	10	8	6
As of 3/17/2020, MMP closed their Camarillo office and began working remotely due to COVID-19 restrictions.							
Riders requesting service outside of Ventura County							
Riders requesting service into Ventura County							
<b>Applications Received</b>	Recertification	120	83	139	118	113	113
	New Applications	38	38	61	49	65	37
Total applications received: 158							
Online Applications Received: 0 (0%)							
<b>Applications Received by Service Area</b>	Camarillo Area	12	17	25	18	7	11
	Gold Coast Area	57	46	68	66	71	70
	Valley Express Area	9	4	5	8	9	2
	Moorpark Area	10	5	10	3	11	1
	Simi Valley Area	38	29	45	47	54	25
	Thousand Oaks	31	19	45	25	25	40
	Out of County	1	1	2	0	1	1
<b>Applications by Language</b>							
<b>Completed Determinations by Evaluation Type</b>	Complete, with Functional Evaluation	0	0	0	0	0	0
	Complete, Interview w/o Functional Evaluation	0	0	0	0	0	0
	Complete, Special Circumstance (no Interview)	15	17	28	32	33	28
	Complete, Over 85+	3	3	16	6	12	6
	Complete, Phone Interview	22	17	7	22	10	12
	Complete, Short-term Certification (60 days)	0	0	0	0	0	0
	Complete, Recertifications	111	67	132	111	108	103
	Completed Determinations	151	104	183	171	163	149
<b>Evaluations by Age and Determination Type</b>							
<b>Delays in Processing (Cumulative)</b>	Due to incomplete application by client	4	6	6	9	11	8
	Pending Professional Evaluation (PE)	9	14	8	7	6	14
	Applications that failed to meet 21 day rule	0	0	0	0	0	0
	Applicants awaiting phone interviews	3	2	3	1	2	1
<b>Assessments</b>	<b>Assessment Categories</b>			<b>Total</b>	<b>CAM</b>	<b>VCTC</b>	<b>SIMI</b>
	With Physical Assessment			0	0	0	0
	With Cognitive Assessment			0	0	0	0
	Interview only (at assessment sites)			0	0	0	0
	No Shows for Phone Interview			0	0	0	0
	Total In-Person Interviews Scheduled			0	0	0	0
	Total Number of Appointment Days			0	0	0	0
<b>Determinations by Eligibility</b>						<b>Total</b>	<b>%</b>
Unconditional (including S.C., Over 85+ , Phone interviews, short-term)						136	90%
Conditional						13	9%
Temporary						2	1%
Denials						0	0%
Short Term						0	0%
<b>In-person Interviews by Eligibility and Assessment Type</b>							


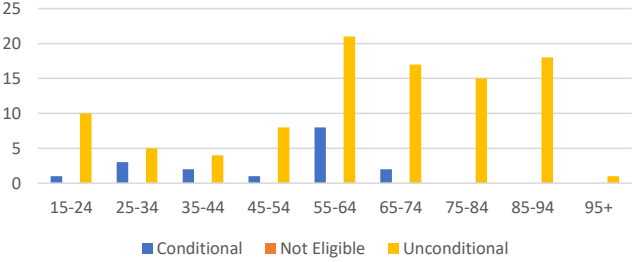
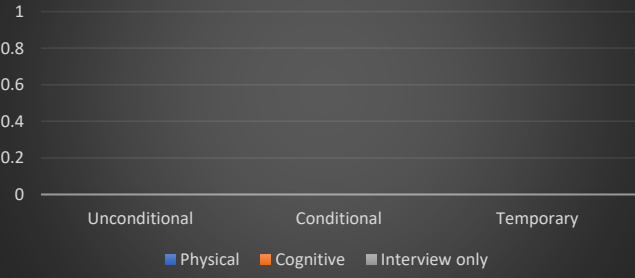


**Jul-22**

<b>Jul-22</b>				
<b>Applications Received - GCT Area Cities</b>	<b>Jul</b>	<b>Jun</b>	<b>May</b>	<b>AP</b>
Casitas Springs	0	0	0	0
Meiners Oaks	0	0	0	0
Miramonte	0	0	0	0
Ojai	2	1	4	0
Oak View	1	1	0	1
Oxnard	27	19	39	39
Saticoy	0	0	0	0
Port Hueneme	4	1	5	4
Ventura	23	17	24	22
<b>Applications Received-Valley Express Area Cities</b>				
Fillmore	2	2	2	2
Piru	0	0	0	0
Santa Paula	7	2	3	6

## MX Admin Report (July)

	Call Count			Queue Size	Answered	Abandoned	Redirected	Disconnected	To VoiceMail	Hold Time			Service Level
	In	Out	Total	Max	Total	Total	Total	Total	Total	Min	Max	Avg	
Grand Total	444	28	472	2	392	9	43	0	43	0	91	1.18	77.70%
Sunday	1	0	1	0	0	0	1	0	1	0	0	0.00	0.00%
Monday	85	0	85	2	68	4	13	0	13	0	39	0.69	63.53%
Tuesday	111	12	123	1	96	4	11	0	11	0	54	1.19	76.58%
Wednesday	62	3	65	1	56	1	5	0	5	0	70	1.19	83.87%
Thursday	76	10	86	1	72	0	4	0	4	0	87	1.90	86.84%
Friday	105	3	108	2	100	0	5	0	5	0	91	0.89	83.81%
Saturday	4	0	4	0	0	0	4	0	4	0	0	0.00	0.00%

Aug-22								
		Aug	Jul	Jun	May	Apr	Mar	
<b>Call Center</b>	Inbound ADA Calls	503	454	484	424	448	481	As of 3/17/2020, MMP closed their Camarillo office and began working remotely due to COVID-19 restrictions.
	Outbound ADA calls	356	291	134	91	374	401	
	Average hold time (in seconds)	1.16	1.6	10.45	5.43	TBD	TBD	
	Outbound Area Transmittals	4	2	4	2	4	2	
	Inbound Area Transmittals	6	4	6	5	10	8	
<b>Applications Received</b>	Recertification	75	120	83	139	118	113	Riders requesting service outside of Ventura County
	New Applications	64	38	38	61	49	65	Riders requesting service into Ventura County
<b>Applications Received by Service Area</b>	Camarillo Area	16	12	17	25	18	7	<b>Applications by Language</b> 
	Gold Coast Area	47	57	46	68	66	71	
	Valley Express Area	8	9	4	5	8	9	
	Moorpark Area	2	10	5	10	3	11	
	Simi Valley Area	26	38	29	45	47	54	
	Thousand Oaks	37	31	19	45	25	25	
	Out of County	3	1	1	2	0	1	
<b>Completed Determinations by Evaluation Type</b>	Complete, with Functional Evaluation	0	0	0	0	0	0	<b>Evaluations by Age and Determination Type</b> 
	Complete, Interview w/o Functional Evaluation	0	0	0	0	0	0	
	Complete, Special Circumstance (no Interview)	19	15	17	28	32	33	
	Complete, Over 85+	6	3	3	16	6	12	
	Complete, Phone Interview	23	22	17	7	22	10	
	Complete, Short-term Certification (60 days)	0	0	0	0	0	0	
	Complete, Recertifications	74	111	67	132	111	108	
	Completed Determinations	122	151	104	183	171	163	
<b>Delays in Processing (Cumulative)</b>	Due to incomplete application by client	3	4	6	6	9	11	<b>In-person Interviews by Eligibility and Assessment Type</b> 
	Pending Professional Evaluation (PE)	17	9	14	8	7	6	
	Applications that failed to meet 21 day rule	0	0	0	0	0	0	
	Applicants awaiting phone interviews	1	3	2	3	1	2	
<b>Assessments</b>	<b>Assessment Categories</b>			<b>Total</b>	<b>CAM</b>	<b>VCTC</b>	<b>SIMI</b>	
	With Physical Assessment			0	0	0	0	
	With Cognitive Assessment			0	0	0	0	
	Interview only (at assessment sites)			0	0	0	0	
	No Shows for Phone Interview			0	0	0	0	
	Total In-Person Interviews Scheduled			0	0	0	0	
	Total Number of Appointment Days			0	0	0	0	
<b>Determinations by Eligibility</b>						<b>Total</b>	<b>%</b>	
Unconditional (including S.C., Over 85+ , Phone interviews, short-term)						100	82%	
Conditional						17	14%	
Temporary						5	4%	
Denials						0	0%	
Short Term						0	0%	

<b>Applications Received - GCT Area Cities</b>	<b>Aug</b>	<b>Jul</b>	<b>Jun</b>	<b>May</b>
Casitas Springs	0	0	0	0
Meiners Oaks	0	0	0	0
Miramonte	0	0	0	0
Ojai	2	2	1	4
Oak View	0	1	1	0
Oxnard	22	27	19	39
Saticoy	0	0	0	0
Port Hueneme	2	4	1	5
Ventura	21	23	17	24
<b>Applications Received-Valley Express Area Cities</b>				
Fillmore	5	2	2	2
Piru	1	0	0	0
Santa Paula	2	7	2	3

## MX Admin Report (August)

	Call Count			Queue Size	Answered	Abandoned	Redirected	Disconnected	To VoiceMail	Hold Time			Service Level
	In	Out	Total	Max	Total	Total	Total	Total	Total	Min	Max	Avg	
Grand Total	494	2	496	2	438	7	49	0	49	0	229	1.18	81.78%
Sunday	2	0	2	0	0	0	2	0	2	0	0	0.00	0.00%
Monday	93	0	93	1	88	2	3	0	3	0	0	0.00	86.02%
Tuesday	130	2	132	1	118	0	12	0	12	0	31	0.28	83.08%
Wednesday	103	0	103	2	93	2	8	0	8	0	0	0.00	86.41%
Thursday	83	0	83	1	78	1	4	0	4	0	222	3.28	89.16%
Friday	77	0	77	2	61	2	14	0	14	0	229	3.75	68.83%
Saturday	6	0	6	0	0	0	6	0	6	0	0	0.00	0.00%



**[This page intentionally left blank.]**



September 14, 2022

**MEMO TO:     TRANSPORTATION TECHNICAL ADVISORY COMMITTEE  
                  TRANSIT OPERATORS COMMITTEE**

**FROM:         PETER DE HAAN, PROGRAMMING DIRECTOR**

**SUBJECT:      CONGESTION MITIGATION AND AIR QUALITY (CMAQ) PROGRAM APPORTIONMENT  
                  LOAN TO SACRAMENTO AREA COUNCIL OF GOVERNMENTS (SACOG)**

**RECOMMENDATION:**

- Receive and file.

**BACKGROUND:**

Under federal law, Congestion Mitigation and Air Quality (CMAQ) program funds apportioned to California lapse if they are not used within three years. By state law, California distributes its CMAQ apportionment to counties by formula. State law also applies the three-year lapse rule to the CMAQ apportionments of each county.

The Infrastructure Investment and Jobs Act (IIJA) authorized the continuation of the CMAQ program for five years from FY 2021/22 through FY 2026/27. Subsequent to passage of IIJA, VCTC completed an expedited programming of CMAQ funds, selecting projects to utilize virtually all of the newly-authorized CMAQ funds for FY 2021/22. However, a significant amount of CMAQ from FY 2021/22 and earlier has not yet been obligated in grants, and since the oldest funds are obligated first, Ventura County has yet to use any of the FY 2021/22 CMAQ funds, and it appears only a small amount of those funds will be obligated prior to the September 30<sup>th</sup> close of the federal fiscal year. Since these funds are not yet scheduled to lapse, they can generally be carried over to next year, although that ability to carryover funds is subject to the risk of changes made through the federal budget process.

Although the Ventura County funds are not in known danger of lapsing, on a statewide basis there is a benefit to California drawing down as much funding as possible each fiscal year, since the state is then able to collect additional redistributions of appropriated funds from other states that could not use their share. In early August SACOG approached VCTC due to having a CMAQ project ready to use an additional \$4 million beyond its apportionment balance, and proposed that VCTC loan the \$4 million, with repayment to occur after October 1<sup>st</sup>, the beginning of federal FY 2022/23. Such a loan will allow SACOG to move forward now with an eligible project rather than deferring it to the next fiscal year.

## **DISCUSSION**

It is in VCTC's best interest that California as a whole receives the maximum available federal funding. Since VCTC will not need the requested \$4 million in FY 2021/22, staff worked with SACOG and Caltrans to set up the loan. Due to the tight federal timeframe to obligate funds prior to the fiscal year end, it was necessary for the VCTC Executive Director to approve the loan without waiting for the next Commission meeting. Staff will bring an item to the September 2<sup>nd</sup> Commission meeting recommending a ratification of this loan.

Although the passage of the IIJA and the resulting ability to better program future years will likely result in VCTC having lower CMAQ balances in the future, one advantage to VCTC of entering into this loan is that the FY 21/22 funds to be loaned will be repaid with FY 22/23 funds, meaning that the lapse date will be "reset" one year later. Also, there have been years past when the federal budget adoption, without warning, rescinds apportionment balances, which resulted in rescinded VCTC apportionments, so by reducing the end of fiscal year apportionment by \$4 million VCTC has reduced the amount that could be taken away by any such federal budgeting decision.





Item 9

**DATE:** SEPTEMBER 14, 2022

**MEMO TO:** TRANSIT OPERATORS ADVISORY COMMITTEE

**FROM:** GEISKA VELASQUEZ, PROGRAM ANALYST

**SUBJECT:** 2022 FEDERAL TRANSIT ADMINISTRATION (FTA) SECTION 5310 LARGE URBANIZED AREA (SENIORS AND DISABLED) FUNDS AND SECTION 5307 JOBS ACCESS/REVERSE COMMUTE (JARC) FUNDS CALL-FOR-PROJECTS PROJECT SELECTION

**RECOMMENDATION:**

- Approve programming \$2,166,400 in Federal Transit Administration (FTA) Section 5310 Large Urbanized Area funds (Seniors and Disabled) and \$713,785 in FTA Section 5307 Jobs Access/Reverse Commute (JARC) funds for a total of \$2,880,185 for projects listed in Attachment A.

**BACKGROUND:**

The Ventura County Transportation Commission (VCTC) is the designated recipient of the FTA's annual apportionment of Section 5310 and 5307/JARC funds for the large urbanized areas in Ventura County including the Oxnard/Ventura and Thousand Oaks/Moorpark Urbanized Areas.

- FTA Section 5310: The goal of the 5310 program is to enhance mobility for seniors and persons with disabilities by providing funds that support the special needs of seniors beyond traditional public transportation services and for those with disabilities beyond that required by the Americans with Disabilities Act (ADA).
- FTA Section 5307 JARC: The goal of the JARC program is to improve access to employment and employment related activities for eligible low-income individuals and to transport residents of urbanized areas and non-urbanized areas to suburban employment opportunities. FTA 5307/JARC funds may also be used as regular Section 5307 funds for other types of transit capital, operating and mobility management projects implemented by public agencies.

Both the FTA Section 5310 funds and FTA 5307/JARC funds are the primary funding source to support projects and strategies identified in VCTC's Coordinated Public Transit-Human Services Plan, and funds are allocated by VCTC for these programs on a competitive basis through a Call-for-Projects.

**DISCUSSION:**

**2022 Competitive Call-for-Projects:** On June 3, 2022, VCTC approved the guidelines and schedule for the 2022 Competitive Call-for-Projects to allocate FY22/23 and FY23/24 FTA Section 5310 funds and 5307/JARC funds. Project applications were due July 22, 2022 followed by an eligibility screening by VCTC staff and TRANSCOM subcommittee review to prioritize project selection.

**Funding Availability:** Table 2 shows the breakdown of Section 5310 and 5307/JARC funds available for the two large urbanized areas in Ventura County for FY22/23 and FY23/24 with available funding totaling \$3,081,444. This amount includes prior year carryover of 5310 funds. Section 5310 allows 10% of the apportionment to be used for administration and this amount has been subtracted from the Section 5310 amounts shown below. In accordance with FTA rules, not less than fifty-five percent (55%) of the 5310 funds are required to be available for Traditional Section 5310 projects, which primarily includes capital projects.

<b>Table 2: Available Funding for Section 5310 and 5307/JARC Call for Projects 2022</b>			
<b>Urbanized Area (UZA)</b>	<b>FTA 5310 Traditional</b>	<b>FTA 5310 Expanded</b>	<b>FTA 5307 JARC</b>
Oxnard/Ventura	\$ 876,923	\$ 577,892	\$ 658,360
Thousand Oaks/Moorpark	\$ 413,238	\$ 379,892	\$ 175,139
<b>TOTAL</b>	<b>\$ 1,290,161</b>	<b>\$ 957,784</b>	<b>\$ 833,499</b>

**Applications Received:** The 2022 FTA 5310 and 5307/JARC Call-for-Projects was issued on June 3, 2022. Fourteen (14) applications were received by July 22, 2022, requesting a total of \$5,306,113 in funding, exceeding available funding by \$2,224,669.

**Eligibility Screening:** Staff screened the project applications for FTA program eligibility. Criteria included: applicant eligibility, project eligibility, plan consistency and financial feasibility. All project applications were determined to be eligible for funding with the exception of one applicant, Ventura Transit System, Inc., which was determined to be ineligible for 5307/JARC funding according to FTA guidelines.

**Prioritizing Projects:** A subcommittee, appointed by TRANSCOM, including two members of TRANSCOM and a VCTC staff member reviewed the project applications utilizing the adopted criteria:

1. **Goals and Objectives** (20 points)
2. **Project Implementation Plan** (30 points)
3. **Program Performance Indicators** (20 points)
4. **Communication and Outreach** (20 points)
5. **Emergency Planning and Preparedness** (5 points)
6. **Matching Funds** (5 points) Note: Private nonprofit organizations were automatically awarded five (5) points for match
7. **Bonus Points** for Non-Transit Operator Applicants (5 points)

Each proposed project received a final score based upon the average of the subcommittee’s individual scores. The projects were then ranked by funding type (FTA 5307/JARC, FTA 5310 Traditional and FTA 5310 Non-Traditional) and each Urbanized Area’s population share (Thousand Oaks/ Moorpark and Oxnard/Ventura) with the goal of funding as many of the highest-ranking projects as possible.

Based on this eligibility and scoring criteria, VCTC staff is recommending funding \$2,880,185 of the funding request for the projects as identified in the table provided in Attachment A.

**Overview of Recommended Projects:**

In the Thousand Oaks urbanized area, the City of Thousand Oaks requested a total of \$40,000 funding for East County Transit Alliance (ECTA) Senior and ADA Intercity Dial-A-Ride Saturday Service (CONNECT), a continuation of current service, and \$200,000 in Traditional 5310 funding to allow ECTA to lease vehicles from the contracted service provider for the CONNECT service. The City of Thousand Oaks requested funding for two additional projects including purchasing up to four (4) EV replacement vans for the City’s Rideshare Program with \$200,000 in 5307/JARC funds; and \$50,000 to fund Thousand Oak’s Employee Rideshare operations. Additionally, a new project recommended for funding is the Camarillo Health Care District’s Care-A-Van project with \$168,000 of traditional 5310 for replacement of two (2) electric transport vans.

In the Oxnard/Ventura urbanized area, GCTD requested funding totaling \$955,785 for two projects. The Aging Accessible Vehicle Replacement Project request is to replace up to ten (10) of 13 MV-1 vehicles from the GO ACCESS fleet for \$640,000 of Traditional 5310. The Late Night and Sun Rise Demonstration Project request is to continue and expand the service between 7:00PM and midnight, and 5:00AM and 7:00AM for \$315,785 of 5307/JARC. In addition, Help of Ojai requested \$54,400 for the purchase of one vehicle with wheelchair lift for the senior and paratransit Transportation Program.

Countywide related projects recommended include continued funding for the two highest scorers, County of Ventura Human Service Agency's RAIN TLC Work Reliability Project with \$148,000 in 5307/JARC funds and Ventura County Area Agency on Aging's (VCAAA) ELDERHELP Transportation Program with \$690,000 in 5310 Expanded funds. Also recommended is the Interface 211, which will maintain and continue to develop the One-Call/One-Click program with \$224,000 in Traditional 5310 funds.

New this cycle was a request for \$150,000 for the non-profit organization, Ventura County CAREGIVERS, to provide door-through-door transportation for low-income seniors and a mobility management program including travel training and volunteer drivers, which qualifies this project for 5310 Traditional funds.

**Unfunded Requests:**

The following projects were requested but not being recommended for funding in this cycle. First, is the VCTC Milage Reimbursement Ventura County project (\$257,280 FTA 5310), which was determined premature for delivery and will likely be resubmitted in a future cycle.

Second, is a new request from Ventura Transit System, Inc., a private, for-profit transportation provider, for demand response service for senior, disabled, and low-income population of Ventura County requesting \$878,539 in 5307/JARC and \$1,278,109 in 5310 for a total request of \$2,156,648. This project was deemed ineligible for FTA 5307/JARC because they are not publicly owned operators of public transportation ()per FTA grant guidelines and the remaining \$1.28M request exceeded the remaining 5310 funding availability (\$81,545). Additionally, the applicant did not provide a local match with their application and the minimum local match for eligible expenses for capital and mobility management projects is 20 percent of the total project cost. As the lowest scoring project, it fell below the funding line and is not being recommended for funding in this cycle.

**Recommended Project Funding:** Staff recommends TRANSCOM approve the programming of \$2,166,400 in Federal Transit Administration (FTA) Section 5310 Large Urbanized Area funds (Seniors and Disabled) and \$713,785 in FTA Section 5307 Jobs Access/Reverse Commute (JARC) funds for a total of \$2,880,185 for the projects listed in Attachment A.

**Next Steps:** The TRANSCOM recommendation will be presented to the Ventura County Transportation Commission at the October 7, 2022, meeting. Staff is also including the approved projects in the FY22/23 Program of Projects (POP) recommended for approval by TRANSCOM. The POP will also be brought to the Commission in October.

Funds approved through this call for projects will not be available for reimbursement until after FTA approval of the grants, which will likely occur this coming spring (Feb. 2023). Once the grants are approved, FTA regulations allow project sponsors to receive reimbursement of eligible costs dated back to the VCTC Commission approval of the program. However, although VCTC staff has made every effort to accurately evaluate project feasibility based on FTA's requirements, there can be no guarantee of FTA approval of these projects until FTA awards the grants.

## Attachment A

Project Recommendations for 2022 FTA 5310 and FTA 5307/JARC Call-for-Projects												
Project Information			Grant Recommendations			Project Cost & Match			Average Score	Grant Funding Year		
UZA	AGENCY	PROJECT NAME	5307 JARC	5310 Expanded	5310 Traditional	Match \$	Match %	Total Project Cost		FY 22/23	FY 23/24	
Thousand Oaks/Moorpark	EAST COUNTY TRANSIT ALLIANCE (T.O.)	SENIOR/ADA DAR VEHICLE LEASE	\$ -	\$ -	\$ 200,000	\$ 50,000	20%	\$ 250,000	91	\$ 100,000	\$ 100,000	
	EAST COUNTY TRANSIT ALLIANCE (T.O.)	SATURDAY SENIOR/ADA SERVICE	\$ -	\$ 40,000	\$ -	\$ 10,000	20%	\$ 50,000	89	\$ 20,000	\$ 20,000	
	CAMARILLO HEALTH CARE DISTRICT	CARE-A-VAN VEHICLE REPLACEMENT	\$ -	\$ -	\$ 168,000	\$ 42,000	20%	\$ 210,000	84		\$ 168,000	
	CITY OF THOUSAND OAKS	EMPLOYEE RIDESHARE OPERATIONS	\$ 50,000	\$ -	\$ -	\$ 50,000	50%	\$ 100,000	79	\$ 25,000	\$ 25,000	
	Thousand Oaks/Moorpark Urbanized Area	<b>TOTAL RECOMMENDATION</b>		<b>\$ 50,000</b>	<b>\$ 40,000</b>	<b>\$ 368,000</b>					<b>\$ 145,000</b>	<b>\$ 313,000</b>
		Funding Available	\$ 175,139	\$ 379,892	\$ 413,235							
		Balance	\$ 125,139	\$ 339,892	\$ 45,235							
OXNARD/VENTURA	GOLD COAST TRANSIT DISTRICT	AGING ACCESSIBLE VEHICLE REPLACEMENT	\$ -	\$ -	\$ 640,000	\$ 160,000	20%	\$ 800,000	95	\$ 320,000	\$ 320,000	
	GOLD COAST TRANSIT DISTRICT	LATE NIGHT & SUN RISE DEMO PROJECT	\$ 315,785	\$ -	\$ -	\$ 315,785	50%	\$ 631,570	93	\$ 147,785	\$ 168,000	
	HELP OF OJAI	SENIOR & PARATRANSIT VEHICLE PURCHASE	\$ -	\$ -	\$ 54,400	\$ 13,600	20%	\$ 68,000	78	\$ 54,400	\$ -	
	Oxnard/Ventura Urbanized Area	<b>TOTAL RECOMMENDATION</b>		<b>\$ 315,785</b>	<b>\$ -</b>	<b>\$ 694,400</b>					<b>\$ 522,185</b>	<b>\$ 488,000</b>
			Funding Available	\$ 658,360	\$ 577,892	\$ 876,923						
		Balance	\$ 342,575	\$ 577,892	\$ 182,523							
COUNTYWIDE	VENTURA COUNTY HUMAN SERVICES AGENCY	RAIN TLC WORK RELIABILITY TRANSPORT	\$ 148,000	\$ -	\$ -	\$ 36,000	20%	\$ 184,000	98	\$ 74,000	\$ 74,000	
	VENTURA COUNTY AREA AGENCY ON AGING	VCAAAA'S ELDERHELPP TRANSPORTATION PROGRAM	\$ -	\$ 690,000	\$ -	\$ 168,000	20%	\$ 858,000	93	\$ 345,000	\$ 345,000	
	CAREGIVERS	TRANSPORTATION FOR FRAIL, LOW-INCOME SENIORS	\$ -	\$ -	\$ 150,000	\$ 215,698	59%	\$ 365,698	90	\$ 75,000	\$ 75,000	
	INTERFACE CHILDREN & FAMILY SERVICES	211 RIDE - ONE CALL/ONE CLICK	\$ -	\$ -	\$ 224,000	\$ -	0%	\$ 224,000	88	\$ -	\$ 224,000	
	CITY OF THOUSAND OAKS	REPLACEMENT EV POWERED EMPLOYEE RIDESHARE PROGRAM VEHICLES	\$ 200,000	\$ -	\$ -	\$ 50,000	20%	\$ 250,000	77	\$ 100,000	\$ 100,000	
	Countywide Project Benefits	<b>TOTAL RECOMMENDATION</b>		<b>\$ 348,000</b>	<b>\$ 690,000</b>	<b>\$ 374,000</b>					<b>\$ 594,000</b>	<b>\$ 818,000</b>
		Funding Available (from balances above)	\$ 467,714	\$ 917,784	\$ 227,758							
		Balance	\$ 119,714	\$ 227,784	\$ (146,242)							
<b>Total Recommendation</b>			<b>\$ 713,785</b>	<b>\$ 730,000</b>	<b>\$ 1,436,400</b>	<b>\$ 1,093,083</b>		<b>\$ 3,991,268</b>		<b>\$ 1,261,185</b>	<b>\$ 1,619,000</b>	
		Total Funding Available	\$ 833,499	\$ 811,545	\$ 1,436,400							
		Total Carryover	\$ 119,714	\$ 81,545	\$ -							
UNFUNDED	VENTURA TRANSIT SYSTEM, INC	DEMAND RESPONSE FOR THE SENIOR, DISABLED, & LOW INCOME POPULATION OF VENTURA COUNTY	not eligible	\$ -		\$ -	0%	\$ 2,156,648	75	\$ -	\$ -	
	VENTURA COUNTY TRANSPORTATION COMMISSION	MILAGE REIMBURSEMENT VENTURA COUNTY	\$ -	\$ -		\$ -	0%	\$ 321,600	not scored	\$ -	\$ -	



Item 10

**DATE:** September 14, 2022

**MEMO TO:** TRANSIT OPERATORS ADVISORY COMMITTEE (TRANSCOM)

**FROM:** DOLORES LOPEZ, TRANSIT PLANNER

**SUBJECT:** TRANSIT ASSET MANAGEMENT (TAM) PLAN

---

**RECOMMENDATION:**

- Approve the Ventura County Group TAM Plan pending final comments and data.

**BACKGROUND:**

In 2012, Moving Ahead for Progress in the 21st Century Act (MAP-21) mandated the Federal Transit Administration (FTA) develop a rule establishing a strategic and systematic process of operating, maintaining, and improving public capital assets effectively through their entire life cycle. The resulting FTA's Transit Asset Management (TAM) Final Rule 49 USC 625 became effective in 2016 and set forth federal regulations establishing minimum asset management practices for transit providers. The final rule requires transit agencies to maintain and document minimum TAM standards, which will prioritize funding based on the condition of transit assets in order to achieve or maintain transit networks in a State of Good Repair (SGR).

The purpose of the FTA rulemaking is to help achieve and maintain SGR for the nation's public transportation assets. The TAM rule aims to have operators create TAM plans that will help them systematically address their maintenance needs and develop prioritized asset investment plans. Well-developed asset management systems have been shown to lower long-term maintenance costs and increase efficiency and service reliability. Additionally, TAM will have important non-quantifiable benefits, such as improved transparency and accountability. Implementing a TAM system requires transit providers to collect and use asset condition data, set targets, and develop strategies to prioritize investments to meet their goals. The rule develops a framework for transit agencies to monitor and manage public transportation assets, improve safety, increase reliability and performance, and establish performance measures and targets.

**DISCUSSION:**

As a direct recipient of funds which passes along funds to subrecipients that own or operate capital assets used in providing public transportation, VCTC must sponsor a group TAM plan on behalf of its subrecipients. Accordingly, VCTC is the sponsoring agency of the Ventura County Group TAM Plan. The Group TAM Plan includes VCTC Intercity service, Valley Express, Camarillo Area Transit, Moorpark City Transit, Simi Valley Transit, Thousand Oaks Transit, and the small operators of Pathpoint, Help of Ojai. All of these operators are subrecipients with the exception of Simi Valley Transit which has elected to be part of the group plan.

TAM Plans for Tier II operators (operators with 100 or less peak vehicles) require the following:

- Inventory of Capital Assets
- Condition Assessment
- Decision Support Tools
- Investment Prioritization

The TAM Plan includes inventory of all assets used by the operators in the group plan as well as a condition assessment, decision support tools and investment prioritization for all assets owned by the operators.

The Ventura County Group TAM Plan is included as an attachment.



**DATE:** September 14, 2022  
**MEMO TO:** TRANSIT OPERATORS COMMITTEE  
**FROM:** HEATHER MILLER, PROGRAM MANAGER  
**SUBJECT:** APPROVE FISCAL YEAR 2022/23 PROGRAM OF PROJECTS

**RECOMMENDATION:**

- Approve the Program of Projects (POP) for federal transit operating, planning and capital assistance for Fiscal Year (FY) 2022/23 (Attachment A.)

**BACKGROUND:**

The Federal Transit Administration (FTA) requires that the public be provided an opportunity to review transit projects proposed to be funded with federal dollars. As the designated recipient of federal transit funds, each year, the VCTC is required to hold a public hearing and adopt a Program of Projects (POP) which lists projects to be funded with federal funds in each of the four urban areas in Ventura County. Thus, VCTC prepares the POP using separate programs for the Oxnard/Ventura, Thousand Oaks/Moorpark, Simi Valley, and Camarillo urbanized areas, as defined by the U.S. Census Bureau.

VCTC staff provided the transit operators with tables showing the calculation of estimated revenues and expenses for the four urbanized areas. Under VCTC's adopted policy, the estimated amount to be generated under the FTA formula by each transit operator's service provides the target amount for that operator's program. The transit operators were then to provide proposed programs based on the amounts of funds shown in the tables as being available for each operator. The 2022/23 POP (Attachment A) includes these programs. For agencies providing local bus service, the programming target includes the amount generated under the formula for the jurisdiction's population, after subtracting out a share of costs for Countywide Planning activities. The POP incorporates the FY 2022/23 Countywide Planning off-the-top amount of \$1,747,000 in Section 5307 funds to fund VCTC Bus Planning, Fare Collection/APC Data Management, Transit Planning and Programming, and the Transit Information Center. Countywide Transit Outreach was funded with CMAQ funds also included in the POP. CARES carryover funds of \$200,000 were not included in this POP but will be applied to Countywide Planning functions for FY 2022/2023.

Additionally, the FY 2022/23 POP includes transit related Congested Mitigation and Air Quality Improvement (CMAQ) funded projects approved in March 2022 by the VCTC to expedite programming of available Infrastructure Investment and Jobs Act (IIJA) CMAQ funding over the five-year program. VCTC's policy is that transit related projects receive 50% of available CMAQ funds (with the remaining 50% dedicated mostly to Bicycle and Pedestrian Projects) with the primary priority to fund alternate-fuel transit vehicles and infrastructure.

In addition, the first year of Section 5310 Senior/Disabled and Section 5307 JARC funds in the 2022 JARC/5310 Call for Projects is included with the 22/23 POP. Approval of the 2022 5310/JARC selection of projects (also on this agenda) will advance first year funding of projects into the 2023 POP.

It should be noted that the POP is based on estimates for FY 2022/23 federal transit funding; should the adopted FY 2023 Federal transportation budget be lower than these estimates, it will be necessary to make changes to the Program of Projects.

With TRANSCOM approval, VCTC Staff will present the 2022/23 POP to the VCTC for Public Hearing and approval at the October 7 meeting.



<b>Program of Projects</b>			
<p>The Ventura County Transportation Commission (VCTC) will hold a public hearing on the Program of Projects (POP) for the Oxnard, Thousand Oaks, Camarillo and Simi Valley Urbanized Areas (UAs) for projects to be funded with Federal Transit Administration funds in the 2022/23 Fiscal Year (FY 2023). The funds available in FY 2023 are estimated to be \$1,054,127 in Section 5310 funds and \$32,531,000 in other funds for the Oxnard UA, \$519,856 in Section 5310 funds and \$15,700,00 in other funds for the Thousand Oaks UA, \$2,405,000 for the Camarillo UA, and \$6,495,000 for the Simi Valley UA, based on anticipated FY 2023 funds, prior year carry-over funds, and federal discretionary funds. The public hearing will be held at 9:00 a.m. on Friday, October 7, 2021 in the Camarillo City Council Chamber, 601 Carmen Drive, in Camarillo. The POP is available for public inspection at 751 E. Daily Drive, Suite 420, Camarillo CA 93010, and online at <a href="https://www.goventura.org/work-with-vctc/grant-opportunities/">https://www.goventura.org/work-with-vctc/grant-opportunities/</a>. Unless a subsequent list is published, this list will become the final Program of Projects for inclusion in the Southern California Association of Governments' Federal Transportation Improvement Program.</p>			
<b>FY 2022/23 Federal Transit Program of Projects</b>			
	<b>Total Cost</b>	<b>Federal Share</b>	<b>Local Share &amp; Other</b>
<b>OXNARD/VENTURA URBANIZED AREA</b>			
<b>Gold Coast Transit</b>			
<u>Operating Assistance</u>			
Operating Assistance (FY 23/24)	\$ 4,729,274	\$ 2,364,637	\$ 2,364,637
Late Night and Sunrise Demo Project (JARC)	\$ 295,570	\$ 147,785	\$ 147,785
	<u>\$ 5,024,844</u>	<u>\$ 2,512,422</u>	<u>\$ 2,512,422</u>
<u>Capital Assistance</u>			
Preventive Maintenance (FY 23/24)	\$ 3,375,000	\$ 2,700,000	\$ 675,000
Business System Upgrades	\$ 625,000	\$ 500,000	\$ 125,000
Replace 9 Buses (CMAQ)	\$ 6,413,645	\$ 5,678,000	\$ 735,645
Operations and Maintenance Facility Debt Service	\$ 773,076	\$ 618,461	\$ 154,615
Operations and Maintenance Facility Debt Service (FY 21/22) (5339 Funds)	\$ 13,451	\$ 13,451	\$ -
Operations and Maintenance Facility Debt Service (5339 Funds)	\$ 622,612	\$ 622,612	\$ -
ADA Paratransit Service (FY 23/24)	\$ 1,561,893	\$ 1,249,514	\$ 312,379
	<u>\$ 13,384,677</u>	<u>\$ 11,382,038</u>	<u>\$ 2,002,639</u>
Total Gold Coast	\$ 18,409,521	\$ 13,894,460	\$ 4,515,061
<b>Ventura County Transportation Commission</b>			
<u>Operating Assistance</u>			
VCTC Intercity Operating Assistance (FY 22/23)	\$ 1,000,000	\$ 500,000	\$ 500,000
VCTC Intercity Operating Assistance (FY 23/24)	\$ 3,098,094	\$ 1,549,047	\$ 1,549,047
Ventura County Human Services Agency RAIN TLC Work Reliability Transport (JARC)	\$ 92,500	\$ 74,000	\$ 18,500
	<u>\$ 3,190,594</u>	<u>\$ 2,123,047</u>	<u>\$ 1,567,547</u>
<u>Planning Assistance</u>			
Transit Planning and Prioritization (FY 22/23)	\$ 495,364	\$ 396,291	\$ 99,073
Regional Transit Information Center (FY 23/24)	\$ 51,875	\$ 41,500	\$ 10,375
Countywide Transit Outreach (FY 22/23) (CMAQ Funds)	\$ 636,000	\$ 636,000	\$ -
	<u>\$ 1,183,239</u>	<u>\$ 1,073,791</u>	<u>\$ 109,448</u>
<u>Capital Assistance</u>			
Thousand Oaks Replacement EVs for Employee Rideshare Program (JARC)	\$ 89,035	\$ 71,228	\$ 17,807
Fare Collection/APC Data Management (5307)	\$ 506,875	\$ 405,500	\$ 101,375
VCTC Intercity Rehab / Facility Lease (FY 23/24) (Sec 5339)	\$ 190,930	\$ 190,930	\$ -
Metrolink Preventive Maintenance (FY 23/24)	\$ 3,294,450	\$ 3,294,450	\$ -
Metrolink Capital Rehab (FY 23/24)(Sec 5337)	\$ 9,516,198	\$ 9,516,198	\$ -
Metrolink Prev Maintenance (FY 23/24)(Sec 5337)	\$ 847,630	\$ 847,630	\$ -
	<u>\$ 14,356,083</u>	<u>\$ 14,325,936</u>	<u>\$ 101,375</u>
Total VCTC	\$ 18,729,916	\$ 17,522,774	\$ 1,778,370
<b>Valley Express</b>			
<u>Operating Assistance</u>			
Operating Assistance (FY 23/24)	\$ 1,297,984	\$ 648,992	\$ 648,992
<u>Capital Assistance</u>			
Preventive Maintenance (FY 23/24)	\$ 540,828	\$ 432,662	\$ 108,166
Total Valley Express	<u>\$ 1,838,812</u>	<u>\$ 1,081,654</u>	<u>\$ 757,158</u>
<b>TOTAL</b>	<b>\$ 38,978,248</b>	<b>\$ 32,498,888</b>	<b>\$ 7,050,588</b>

**THOUSAND OAKS/MOORPARK URBANIZED AREA**

**Ventura County Transportation Commission**

Planning Assistance

Transit Planning and Prioritization (FY 22/23)	\$ 440,626	\$ 352,501	\$ 88,125
Bus Service Planning (FY 22/23)	\$ 68,386	\$ 54,709	\$ 13,677
	<u>\$ 509,013</u>	<u>\$ 407,210</u>	<u>\$ 101,803</u>

Capital Assistance

VCTC Intercity Preventive Maintenance (FY 23/24)	\$ 634,088	\$ 507,270	\$ 126,818
VCTC Intercity Rehab / Facility Lease (FY 23/24) (Sec 5339)	\$ 118,418	\$ 94,734	\$ -
Metrolink Preventive Maintenance (FY 23/24)	\$ 1,172,111	\$ 1,172,111	\$ -
Metrolink Capital Rehab (FY 23/24)(Sec 5337)	\$ 6,909,540	\$ 6,909,540	\$ -
Metrolink Prev Maintenance (FY 23/24)(Sec 5337)	\$ 282,543	\$ 282,543	\$ -
	<u>\$ 9,116,699</u>	<u>\$ 8,966,198</u>	<u>\$ 126,818</u>

Total VCTC \$ 9,625,712 \$ 9,373,408 \$ 228,620

**City of Thousand Oaks**

Operating Assistance

Operating Assistance (FY 22/23)	\$ 1,998,662	\$ 999,331	\$ 999,331
Employee Rideshare Operations (JARC)	\$ 50,000	\$ 25,000	\$ 25,000
	<u>\$ 2,048,662</u>	<u>\$ 1,024,331</u>	<u>\$ 1,024,331</u>

Capital Assistance

Replacement EV Powered Vehicles for Employee Rideshare Program (JARC)	\$ 25,965	\$ 20,772	\$ 5,193
Van Purchase Employee Rideshare (JARC)	\$ 70,000	\$ 35,000	\$ 35,000
Replacement Bus Washer (Sec 5339)	\$ 625,000	\$ 500,000	\$ 125,000
Bus Shelter Enhance and Replace (Sec 5339)	\$ 318,815	\$ 255,052	\$ 63,763
Bus Shelter Enhance and Replace (Sec 5307)	\$ 306,185	\$ 244,948	\$ 61,237
Two (2) Replacement EV Buses Cost Increase (CMAQ)	\$ 677,736	\$ 600,000	\$ 77,736
EV Charging Infrastructure (CMAQ)	\$ 2,850,000	\$ 1,750,000	\$ 1,100,000
	<u>\$ 4,873,701</u>	<u>\$ 3,405,772</u>	<u>\$ 1,467,929</u>

Total Thousand Oaks \$ 6,922,363 \$ 4,430,103 \$ 2,492,260

**City of Moorpark**

Operating Assistance

Operating Assistance (FY 23/24)	\$ 500,000	\$ 250,000	\$ 250,000
Pilot On-Demand Rideshare Program (FY 22/23)	\$ 135,000	\$ 54,000	\$ 81,000
Pilot On-Demand Rideshare Program (FY 23/24)	\$ 200,000	\$ 80,000	\$ 120,000
	<u>\$ 835,000</u>	<u>\$ 384,000</u>	<u>\$ 451,000</u>

Capital Assistance

Two (2) Electric Buses (CMAQ)	\$ 1,500,000	\$ 1,327,950	\$ 172,050
Preventive Maintenance (FY 22/23)	\$ 150,000	\$ 120,000	\$ 30,000
Dial-a-Ride Capital Leases (FY 22/23)	\$ 160,483	\$ 64,193	\$ 96,290
	<u>\$ 1,810,483</u>	<u>\$ 1,512,143</u>	<u>\$ 298,340</u>

Total Moorpark \$ 2,645,483 \$ 1,896,143 \$ 749,340

TOTAL \$ 19,193,557 \$ 15,699,654 \$ 3,470,220

<b>CAMARILLO URBANIZED AREA</b>			
<b>Ventura County Transportation Commission</b>			
<u>Planning Assistance</u>			
Transit Planning and Prioritization (FY 22/23)	\$ 223,223	\$ 178,578	\$ 44,645
Total VCTC	\$ 223,223	\$ 178,578	\$ 44,645
<b>City of Camarillo</b>			
<u>Operating Assistance</u>			
Operating Assistance (FY 23/24)	\$ 1,086,150	\$ 543,075	\$ 543,075
Metrolink Station Maintenance FY 23/24)	\$ 62,000	\$ 31,000	\$ 31,000
Total Operating	\$ 1,148,150	\$ 574,075	\$ 574,075
<u>Capital Assistance</u>			
One Electric Vehicle Replacement (Sec 5339)	\$ 320,000	\$ 256,000	\$ 64,000
EV Charging Infrastructure (Sec 5339)	\$ 536,545	\$ 429,236	\$ 107,309
EV Charging Infrastructure (Sec 5307)	\$ 151,404	\$ 121,123	\$ 30,281
ADA Paratransit Service (FY 23/24)	\$ 616,500	\$ 184,292	\$ 432,208
Bus Preventive Maintenance (FY 23/24)	\$ 826,000	\$ 660,800	\$ 165,200
Total Capital	\$ 1,624,449	\$ 1,651,451	\$ 633,798
Total Camarillo	\$ 2,772,599	\$ 2,225,526	\$ 1,207,873
TOTAL	\$ 2,995,821	\$ 2,404,104	\$ 1,252,517
<b>SIMI VALLEY URBANIZED AREA</b>			
<b>Ventura County Transportation Commission</b>			
<u>Planning Assistance</u>			
Transit Planning and Prioritization (FY 23/24)	\$ 397,401	\$ 317,921	\$ 79,480
Total VCTC	\$ 397,401	\$ 317,921	\$ 79,480
<b>City of Simi Valley</b>			
<u>Operating Assistance</u>			
Operating Assistance (FY 23/24)	\$ 7,499,448	\$ 3,749,724	\$ 3,749,724
	\$ 7,499,448	\$ 3,749,724	\$ 3,749,724
<u>Capital Assistance</u>			
Two Replacement Buses (CMAQ)	\$ 1,029,588	\$ 911,494	\$ 118,094
Preventive Maintenance (FY 23/24)	\$ 357,300	\$ 285,840	\$ 71,460
Bus and Bus Facilities Replacement & Rehab (Sec 5339)	\$ 983,804	\$ 787,043	\$ 196,761
Non Fixed-Route ADA Paratransit Capital (5307)	\$ 461,776	\$ 369,421	\$ 92,355
Dispatch Software (5307)	\$ 11,000	\$ 8,800	\$ 2,200
Transit Mangement System (5307)	\$ 80,000	\$ 64,000	\$ 16,000
	\$ 2,923,468	\$ 2,426,598	\$ 496,870
Total Simi Valley	\$ 10,422,916	\$ 6,176,322	\$ 4,246,594
TOTAL	\$ 10,820,317	\$ 6,494,243	\$ 4,326,074
<b>FY 22/23 SECTION 5310 PROGRAM OF PROJECTS</b>			
	<b>Total Cost</b>	<b>Federal Share</b>	<b>Local Share &amp; Other</b>
<b>OXNARD/VENTURA URBANIZED AREA</b>			
<u>Planning Assistance</u>			
Program Administration	\$ 43,324	\$ 43,324	\$ -
<u>Operating Assistance</u>			
Area Agency on Aging MediRide Program	\$ 431,250	\$ 345,000	\$ 86,250
<u>Capital Assistance</u>			
Help of Ojai Senior and Paratransit Vehicle Purchase	\$ 68,000	\$ 54,400	\$ 13,600
GCTD Aging Accessible Vehicle Replacement	\$ 400,000	\$ 320,000	\$ 80,000
TOTAL	\$ 942,574	\$ 762,724	\$ 179,850
<b>THOUSAND OAKS/MOORPARK URBANIZED AREA</b>			
<u>Planning Assistance</u>			
Program Administration	\$ 29,547	\$ 29,547	\$ -
<u>Operating Assistance</u>			
Caregivers Transportation for Low Income Seniors	\$ 150,000	\$ 75,000	\$ 75,000
ECTA Saturday Senior ADA Service	\$ 25,000	\$ 20,000	\$ 5,000
<u>Capital Assistance</u>			
ECTA Intercity Senior ADA Service Vehicle Lease	\$ 125,000	\$ 100,000	\$ 25,000
TOTAL	\$ 329,547	\$ 224,547	\$ 105,000