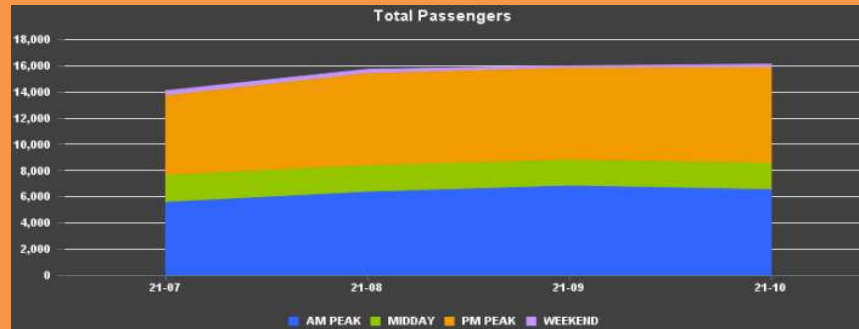


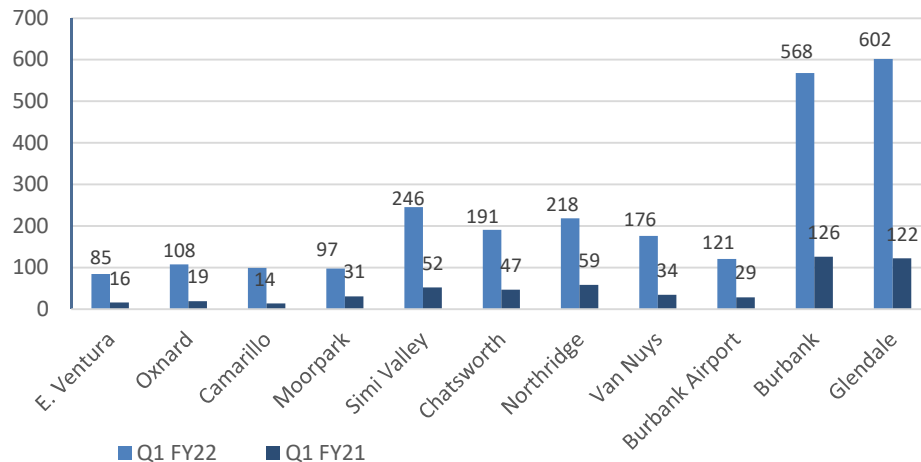
# METROLINK | Ventura County Line

## Ridership, Productivity, and Efficiency of Service

### FISCAL YEAR 2022 RIDERSHIP Through October 31, 2021



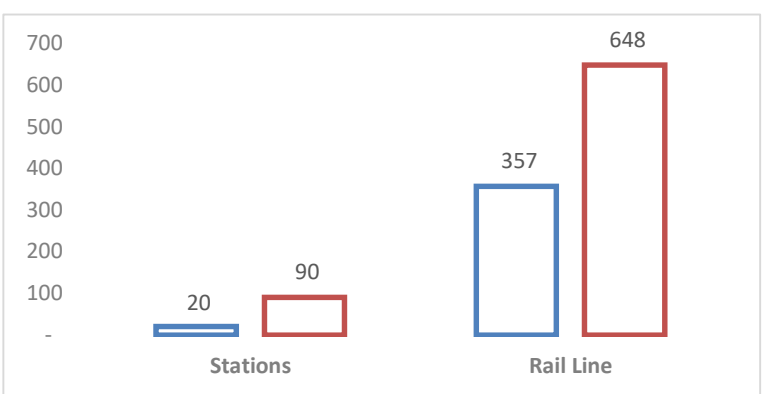
### Average Daily Station Boardings\*



\*Based on Metrolink's Conductor Counts

### DAILY PASSENGER TRIPS

#### Weekday Averages



Period	Stations	Rail Line	System Total
Q1 FY21	20	357	6,856
Q1 FY22	90	648	3,964
Percent Change	351%	81%	-42%

### FIRST QUARTER 2022 HIGHLIGHTS

Although rail ridership has been increasing over the last year and Metrolink now offers Saturday Service, the Ventura Line ridership was down 74% over FY19. Station Boardings along the Ventura County line were down 82% as well when compared to Q1 FY19.