



Ventura County Transportation Commission



Fiscal Year 2021/2022 Proposed Budget

SERVING: Camarillo, Fillmore, Moorpark, Ojai, Oxnard,
Port Hueneme, San Buenaventura, Santa Paula,
Simi Valley, Thousand Oaks and the County of Ventura

Budget

*Fiscal Year 2021/2022
Ventura County, CA
Approved June 4, 2021*

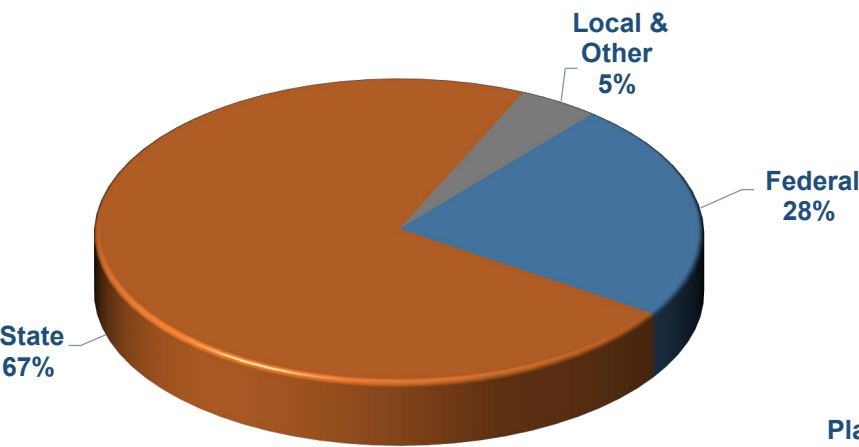
June 4, 2021



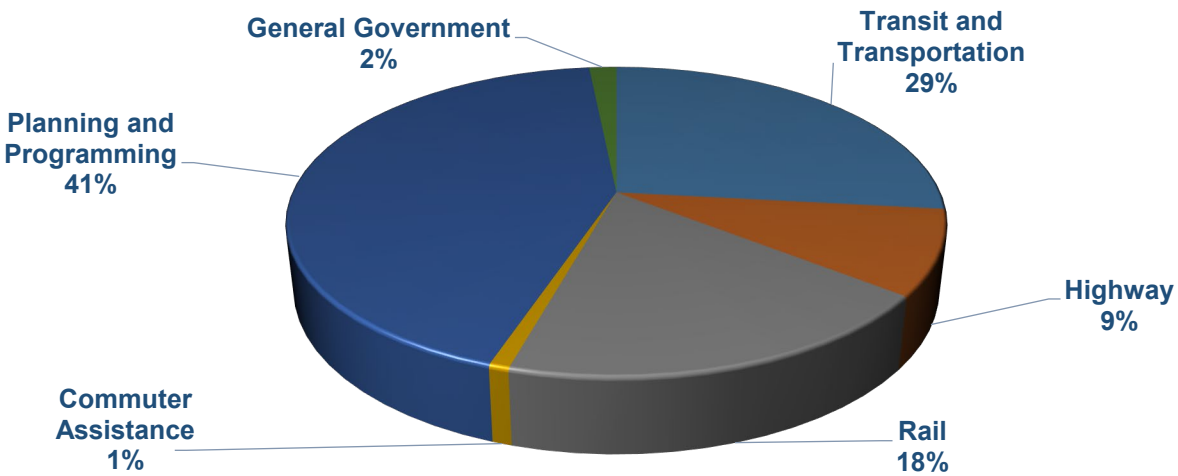
Fiscal Year 2021/2022 Balanced Budget

Budget is \$82,258,983
\$15.7 million lower than Fiscal Year 2020/2021

Total Revenues



Total Expenditures





State of Transportation Funding

Federal Funding:

- ❖ Fixing America's Surface Transportation (FAST Act)
 - 2015-2020 *has been extended to 2021*
- ❖ Continued borrowing to keep Federal Highway Trust Fund solvent
 - Only approved through 2021
- ❖ COVID Emergency Legislation
 - Coronavirus Aid, Relief and Economic Security Act (CARES)
 - \$71.4 million for Ventura County transit
 - Coronavirus Response and Relief Supplemental Appropriations Act (CRRSA)
 - Minimal transit funds for Ventura County
 - \$6-8 million Highway funds for VCTC
 - American Rescue Plan Act (ARPA)
 - VCTC share is \$15 million to be amended in July
- ❖ What's Next
 - Good chance of a multi-year authorization



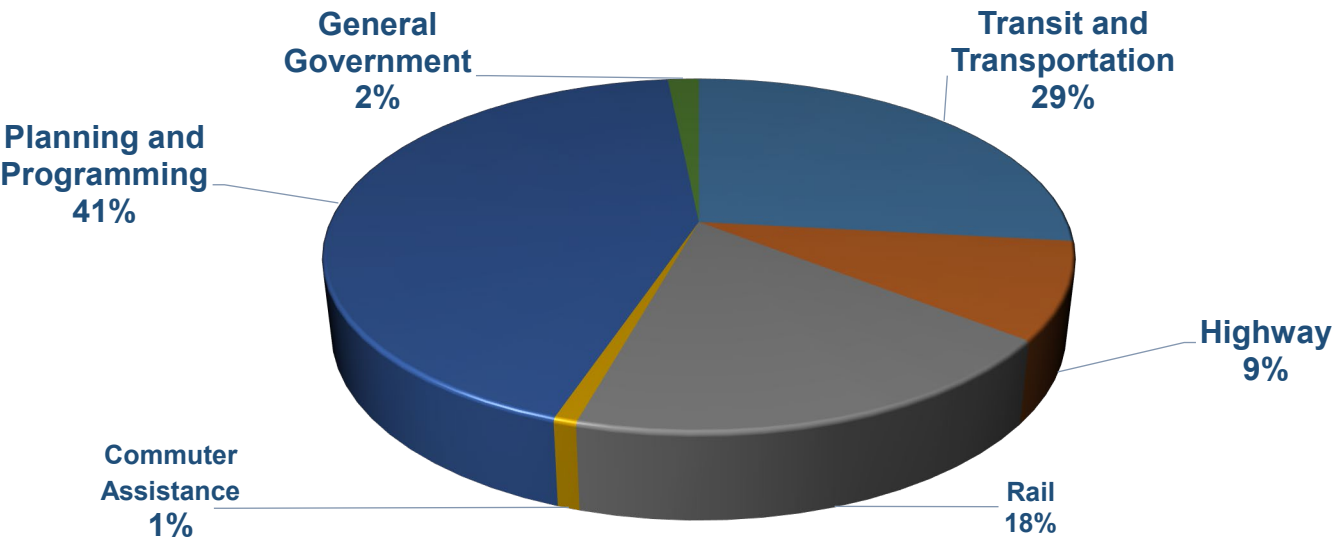
State of Transportation Funding

State Funding:

- ❖ SB 1 (Beall), Road Repair and Accountability Act of 2017
 - May 2021 Governor's Budget Revision includes significant one-time investments
- ❖ Cap and Trade auction
 - Low Carbon Transit Operating funds trending down



Budgeted Expenditures by Program

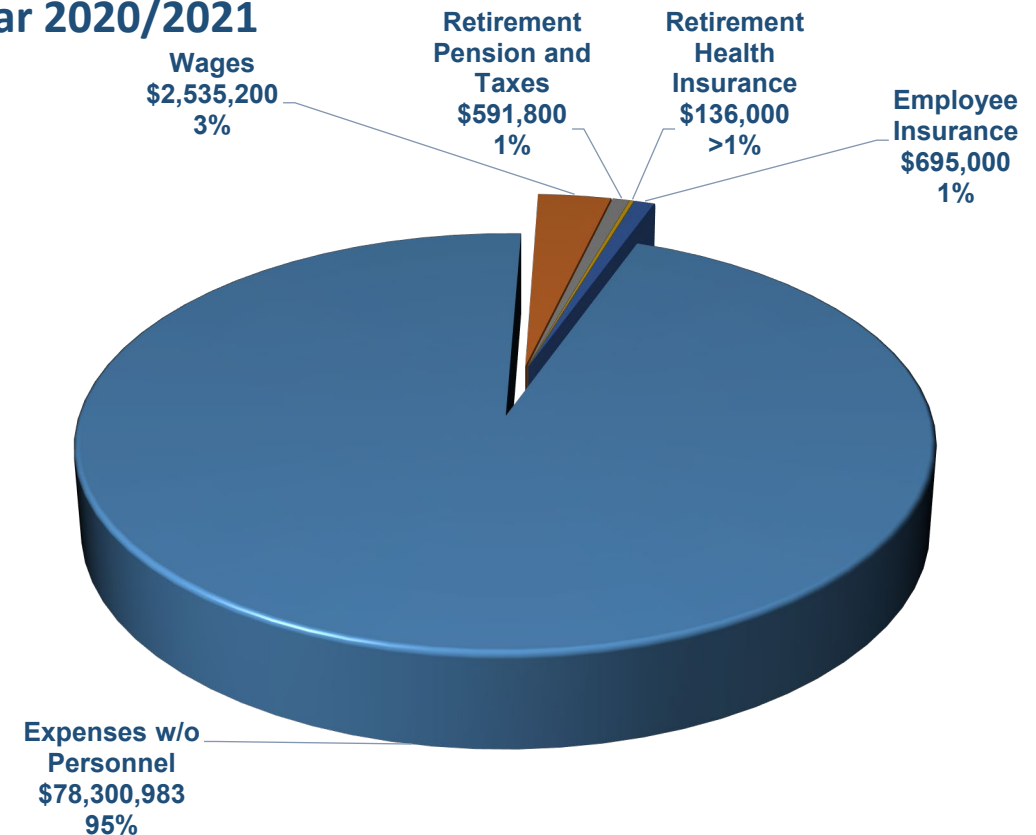


Program Budget Categories	Fiscal Year 2019/2020 Actual	Fiscal Year 2020/2021 Budget	Fiscal Year 2021/2022 Budget	% of Change
Transit and Transportation	\$22,829,631	\$32,823,267	\$23,759,200	-27.6%
Highway	5,948,114	11,318,330	7,804,400	-31.0%
Rail	4,736,779	14,491,259	14,812,796	2.2%
Commuter Assistance	462,517	703,454	662,800	-5.8%
Planning and Programming	35,309,801	35,817,950	33,955,187	-5.2%
General Government	1,039,579	2,810,141	1,264,600	-55.0%
Total Program Budget	\$70,326,421	\$97,964,401	\$82,258,983	-16.0%



Personnel Costs

- ❖ Salaries and Benefits at \$3,958,000 or 4.8% of the budget
- ❖ 23 Full-time positions
 - New programming analyst position
 - Realignment of Senior Accountant/Analyst to Manager
- ❖ Increase of \$300,100 or 8.2% from Fiscal Year 2020/2021
 - One new position, fully burdened
 - One vacant position, fully burdened
 - \$81,300 merit pool
 - \$69,000 proposed COLA
 - \$35,100 for taxes and pension
 - \$63,100 for insurances
- ❖ Pension funding level 80-88%
- ❖ OPEB funding level 80%





Transit and Transportation Program

Budget Tasks	Fiscal Year 2019/2020 Actual	Fiscal Year 2020/2021 Budget	Fiscal Year 2021/2022 Budget	% of Change
Regional Transit Technology	\$ 1,272,109	\$ 3,741,977	\$ 941,300	-74.8%
Senior and Disabled Transportation Services	297,966	448,200	457,900	2.2%
Transit Grant Administration	3,550,240	14,522,900	8,361,200	-42.4%
Valley Express	1,679,394	2,006,800	2,062,300	2.8%
VCTC Intercity Services	16,029,922	12,103,390	11,936,500	-1.4%
Total Transit and Transportation Budget	\$22,829,631	\$32,823,267	\$23,759,200	-27.6%

Significant Change from the Draft Budget

- ❖ Transit Grant Administration:
 - + \$2,761,400 for new FTA pass-through projects .



Highway Program

Budget Tasks	Fiscal Year 2019/2020 Actual	Fiscal Year 2020/2021 Budget	Fiscal Year 2021/2022 Budget	% of Change
Highway Project Management	\$4,546,287	\$ 9,807,730	\$5,180,300	-47.2%
Motorist Aid Services	1,401,827	1,510,600	2,624,100	73.7%
Total Highway Budget	\$5,948,114	\$11,318,330	\$7,804,400	-31.0%

Significant Change from the Draft Budget

❖ Highway Project Management:

+ \$890,500 additional carry-over for U.S. 101 preliminary engineering and environmental documents.



Rail Program

Budget Tasks	Fiscal Year 2019/2020 Actual	Fiscal Year 2020/2021 Budget	Fiscal Year 2021/2022 Budget	% of Change
LOSSAN - Coast Rail Coordinating Council	\$ 40,899	\$ 52,800	\$ 55,900	5.9%
Metrolink Commuter Rail	4,006,919	13,365,716	14,457,496	8.2%
Santa Paula Branch Line	688,961	1,072,743	299,400	-72.1%
Total Rail Budget	\$4,736,779	\$14,491,259	\$14,812,796	2.2%

Significant Changes from the Draft Budget

❖ None.





Commuter Assistance Program

Budget Tasks	Fiscal Year 2019/2020 Actual	Fiscal Year 2020/2021 Budget	Fiscal Year 2021/2022 Budget	% of Change
Regional Transit Information Center	\$204,973	\$302,300	\$301,700	-0.2%
Rideshare Programs	257,544	401,154	361,100	-10.0%
Total Commuter Assistance Budget	\$462,517	\$703,454	\$662,800	-5.8%

Significant Changes from the Draft Budget

❖ None.



Planning and Programming Program

Budget Tasks	Fiscal Year 2019/2020 Actual	Fiscal Year 2020/2021 Budget	Fiscal Year 2021/2022 Budget	% of Change
Airport Land Use Commission	\$ 21,493	\$ 38,400	\$ 36,900	-3.9%
Regional Transit Planning	1,308,336	2,602,864	1,818,600	-30.1%
Regional Transportation Planning	785,344	1,592,500	1,465,400	-8.1%
Transportation Development Act	32,886,523	31,146,586	30,087,587	-3.4%
Transportation Programming and Reporting	308,105	437,600	546,700	24.9%
Total Planning & Programming Budget	\$35,309,801	\$35,817,950	\$33,955,187	-5.2%

Significant Change from the Draft Budget

❖ TDA Administration:

+ \$51,740 for additional pass-through Bicycle and Pedestrian funding to local agencies.



General Government Program

Budget Tasks	Fiscal Year 2019/2020 Actual	Fiscal Year 2020/2021 Budget	Fiscal Year 2021/2022 Budget	% of Change
Community Outreach	\$ 376,406	\$ 527,600	\$ 447,800	-15.1%
Management and Administration	511,257	1,995,841	563,000	-71.8%
State and Federal Governmental Relations	151,916	286,700	253,800	-11.5%
Total General Government Budget	\$1,039,579	\$2,810,141	\$1,264,600	-55.0%

Significant Changes from the Draft Budget

❖ None.

Where We End Up

\$82.3 million Balanced Budget

Estimated \$16.4 million Fund Balance (after reserve adjustment)

❖ Available for "general use":

➤ GF \$ 11,295

❖ Restricted Fund Balances:

➤ LTF \$ 42,085

➤ STA \$14,114,341

➤ SAFE \$ 2,143,372

➤ SGR \$ 149,634

➤ SPBL \$ 25,370

❖ Anticipated uses for STA balance:

- Cash-flow (i.e., delayed grants and capital purchases)
- Metrolink capital projects
- VCTC Intercity bus purchases
- Implement recommendations out of the Transit Integration and Efficiency study.

❖ Anticipated uses for SAFE balance:

- Freeway Service Patrol
- Additional Incident Responder Grants



Fiscal Year 2021/2022 Proposed Budget

QUESTIONS?