



TRANSIT OPERATORS ADVISORY COMMITTEE (TRANSCOM)

Camarillo City Hall, Administrative Conference Room

601 Carmen Drive, Camarillo, CA

Thursday, July 11, 2019

1:30 p.m.

AGENDA

ITEM 1 CALL TO ORDER

ITEM 2 INTRODUCTIONS & ANNOUNCEMENTS

ITEM 3 PUBLIC COMMENT

Any member of the public may address the Committee for up to two minutes on any subject within the jurisdiction of the Committee that is not scheduled for a public discussion before the Committee.

ITEM 4 AGENDA ADJUSTMENTS

ITEM 5 APPROVAL OF MINUTES – For Action

Waive the reading and approve the minutes of the June 13, 2019 meeting.

ITEM 6 ADA CERTIFICATION SERVICES AND MILEAGE REIMBURSEMENT PROGRAM – For Information

ITEM 7 ORIGIN/DESTINATION, TRANSFER AND CUSTOMER SATISFACTIONS SURVEYS – Update

ITEM 8 2019 FEDERAL TRANSIT ADMINISTRATION (FTA) SECTION 5310 LARGE URBANIZED AREAS (SENIORS AND DISABLED) FUNDS AND SECTION 5307 JOBS/ACCESS REVERSE COMMUTE (JARC) FUNDS CALL-FOR-PROJECTS – PROJECT SELECTION

ITEM 9 APPROVE 2019/20 FINAL PROGRAM OF PROJECTS – FOR ACTION

ITEM 10 FUTURE AGENDA ITEMS – For Information

- Micro-Transit/Alternative Transportation Services
- Mileage Reimbursement Program Expansion

ITEM 11 ADJOURNMENT

In consideration of City of Camarillo staff, please use the exit door directly to the parking lot.

In compliance with the Americans with Disabilities Act and Government Code Section 54954.2, if special assistance is needed to participate in a Committee meeting, please contact the Clerk of the Committee at (805) 642-1591 ext. 118. Notification of at least 48 hours prior to meeting time will assist staff in assuring that reasonable arrangements can be made to provide accessibility at the meeting.



[This page intentionally left blank.]



**VENTURA COUNTY TRANSPORTATION COMMISSION (VCTC)
TRANSIT OPERATORS ADVISORY COMMITTEE (TRANSCOM)**

Camarillo City Hall, Administrative Conference Room
601 Carmen Drive, Camarillo, CA
Thursday, June 13, 2019
1:30 p.m.

Meeting Minutes

MEMBERS PRESENT: Bill Golubics, City of Camarillo (Chair)
Sergio Albarran, City of Ventura (Vice Chair)
Shaun Kroes, City of Moorpark
Ellen Debord, City of Ojai
Ryan Kim, City of Oxnard
Robin Walker, City of Simi Valley
Mike Houser, City of Thousand Oaks
Treena Gonzalez, County of Ventura
Vanessa Rauschenberger, Gold Coast Transit District

Chris Jetton, CSU Channel Islands (ex-officio)

MEMBERS ABSENT: City of Fillmore
City of Port Hueneme
City of Santa Paula
Caltrans District 7 (ex-officio)

Ben Cacatian, VCAPCD (ex-officio)

VCTC STAFF PRESENT: Martin Erickson, Public Transit Director
Peter De Haan, Programming Director
Claire Grasty, Program Manager | Regional Transit Planning
Aaron Bonfilio, Program Manager | Transit Operations
Judith Johnduff, Program Manager

ITEM 1 CALL TO ORDER

Chair Golubics, called the meeting to order at 1:35 p.m.

ITEM 2 INTRODUCTIONS & ANNOUNCEMENTS

Ms. Treena Gonzalez, County of Ventura, made a brief announcement they will be taking their annual transit report to the Board of Supervisors next Tuesday, June 18th.

Mr. Shaun Kroes, City of Moorpark, announced their City Beach Bus is set to begin next Tuesday, June 18th, and they will be offering two trips to and from Zuma Beach.

Mr. Mike Houser, City of Thousand Oaks, announced their Beach Bus service began this Monday, June 3rd. He also announced, they are in the process of upgrading their Trapeze system, which will allow for announcements to go out to contact members, by both voice and messaging, Beta testing is already in progress, and will be launching beginning July 1st (this will be in an opt-in program) and should be fully operational by the end of this year. Lastly, he said they will be offering online reservations and are hoping to have this in beta testing by mid-August.

Mr. Martin Erickson, VCTC, briefly reviewed during his attendance at the California Transit Association Conference, the main topic was regarding the TDA legislation, potentially modifying it, (which this committee has already been discussing). The CTA has put together a committee at the request of the legislature to begin the evaluation. VCTC will be monitoring this closely, and will be providing a regular monthly update as the process moves along. Lastly, he announced the retirement of Mr. Steve DeGeorge, his last day will be September 6th.

Mr. Peter De Haan, VCTC, as most of you know Triennial review is currently in progress for everyone with the exception of Simi Valley. He said the initial document submittal has already taken place, however the reviewer mentioned there might be additional documents requested and will advise accordingly. The VCTC triennial review visit is set to take place the week of September 16th.

Ms. Judith Johnduff, VCTC, announced there were 15 applications received for the 5310 JARC program, each application is under review and the prioritized list for funding will be provided to the Committee members at the next TRANSCOM meeting, and the following day it will be presented to the Commission.

Mr. Chris Jetton, CSUCI, announced he is now serving as the new Director of Transportation and Parking Services.

Ms. Rauschenberger, GCTD, announced the ribbon cutting for their new facility is set for Saturday, July 13th, check in will begin at 11 a.m. to 3:00 p.m.

ITEM 3 PUBLIC COMMENT

None.

ITEM 4 AGENDA ADJUSTMENTS

None.

ITEM 5 APPROVAL OF MINUTES

ACTION

Houser moved, Albarran seconded, that the Committee approve the April 11, 2019 meeting minutes. The motion passed with no objections.

Vanessa Rauschenberger, Gold Coast Transit District, arrived at 1:40 p.m.

ITEM 6 ADA CERTIFICATION SERVICES AND MILEAGE REIMBURSEMENT PROGRAM

Mr. De Haan provided a brief summary of the ADA Certification Service and Mileage Reimbursement program for the months of April and May 2019. He mentioned there is a new page added to the report; this page provides the details-data related to the Travel Training Program.

Mike Culver, Mobility Management Partner, briefly mentioned there has been a good amount of referrals received and are just a little over 50%.

Ms. Raushcenberger asked who would be their point of contact for travel training and working with Gold Coast Transit staff.

Mr. Culver will be providing to the Agency's the contact information for Rosa Amaro.

Tyler Nestved, City of Camarillo, arrived at 1:49 p.m.

ITEM 7 TRANSIT ASSET MANAGEMENT (TAM) REGIONAL TARGET SETTING

Mr. Herbert Higginbotham, Cambridge Systematics, provided a brief overview of the Transit Asset Management regional target setting project including: 1) a review of the TAM Final Rule Requirements, 2) the project approach, 3) the SCAG TAM database (TransAM), 4) required data including assets inventory and investment data, 5) the project schedule and deliverables, and 6) upcoming meetings (June – December).

ITEM 8 AUTOMATIC VEHICLE LOCATOR (AVL) PROJECT

Mr. Aaron Bonfilio, VCTC, updated the Committee on the Automatic Vehicle Locator project. He stated that the multi-year project is working towards stability. It has been installed on all county-wide vehicles, except Gold Coast Transit District. Mr. Bonfilio requested that operators share inaccuracies with him in order to move the project forward.

ITEM 9 REVISION TO PROPOSITION 1B TRANSIT CAPITAL PROGRAM

Ms. Johnduff reviewed with the Committee the recommendation to the revised scope of the Gold Coast Transit Replacement Paratransit vehicle Project to add the purchase nine (9) electric transit relief service vehicles and two additional paratransit vans with on-demand scheduling software and related equipment.

ACTION

Kroes moved, seconded by Houser, that the Committee approve the revision of the scope of the Gold Coast Transit Replacement Paratransit Vehicle Project to add the purchase of nine (9) electric transit relief service vehicles and two (2) additional paratransit vans with on-demand scheduling software and related equipment.

ITEM 10 UPDATE ON THE CALTRANS CALL FOR PROJECTS FOR FTA SECTION 5310 SMALL URBAN AND RURAL FUNDS FOR ENHANCED MOBILITY OF SENIORS AND INDIVIDUALS WITH DISABILITIES

Ms. Johnduff provided a brief review that Caltrans is expected to announce the 2019 call for projects for Small Urban and Rural Federal Transportation Administration (FTA) Section 5310 funds on July 1, 2019, with applications due by September 2019. In Ventura County, projects serving Camarillo, Simi Valley, Santa Paula, Fillmore, and the rural portions of the unincorporated areas are eligible to receive these funds. The program provides capital and operating assistance

grants for projects that meet the transportation needs of seniors and individuals with disabilities; where public mass transportation services are otherwise unavailable, insufficient or inappropriate; that exceed the requirements of the ADA; that improve access to fixed route service; or that provide alternatives to public transportation (see attachment - The program Fact Sheet and Timeline).

ITEM 11 UPDATE ON THE STATE OF GOOD REPAIR (SGR) PROGRAM

Ms. Johnduff, provided the Committee with the preliminary estimates for the FY19/20 statement of Good Repair Program released by the State Controller's Office in January as follows:

*City of Camarillo – \$9,098 – PUC 99314
Gold Coast Transit – \$48,029 – PUC 99314
City of Moorpark – \$3,715 – PUC 99314
City of Simi Valley – \$5,436 – PUC 99314
City of Thousand Oaks – \$6,980 – PUC 99314
SCRRA – \$118,024 – PUC 99314
VCTC - \$1,161,246 – PUC 99313*

Comments or Questions on the Draft Guidelines can be submitted to the SGR Program via the email account before July 24, 2019: SB1SGRcomments@dot.ca.gov

ITEM 12 TRANSPORTATION EMERGENCY PREPAREDNESS PLAN (TEPP)

Ms. Claire Grasty, VCTC, updated the Committee on the Transportation Emergency Preparedness Plan (TEPP) including the stakeholder process, roles and responsibilities, surveys, procedures, and training.

ITEM 13 FISCAL YEAR 2019/20 PROGRAM OF PROJECTS (POP)

Mr. De Haan, reviewed the Program of Projects (POP) including the background and current process.

ACTION

Walker moved, seconded by Kroes, that the Committee approve the Program of Projects for federal transit operating, planning, and capital assistance for Fiscal Year 2019-20. The motion passed with no objections.

ITEM 14 FUTURE AGENDA ITEMS – For Information

- *Micro-Transit/Alternative Transportation Services*
- *Mileage Reimbursement Program Expansion*

ITEM 15 ADJOURNMENT

Chair Golubics adjourned the meeting at 2:36 p.m.



DATE: July 11, 2019

MEMO TO: TRANSIT OPERATORS ADVISORY COMMITTEE (TRANSCOM)

FROM: PETER DE HAAN, PROGRAMMING DIRECTOR

SUBJECT: ADA CERTIFICATION SERVICES AND MILEAGE REIMBURSEMENT PROGRAM UPDATE

RECOMMENDATION:

- Receive and file the monthly ADA Certification services report and Mileage Reimbursement Program update.


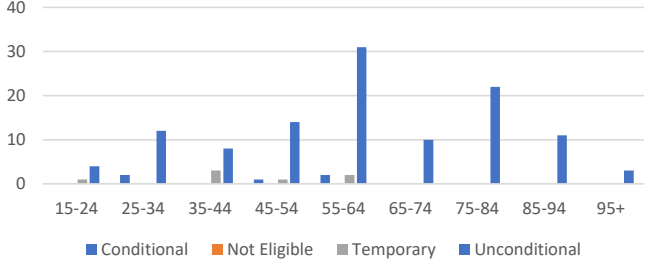
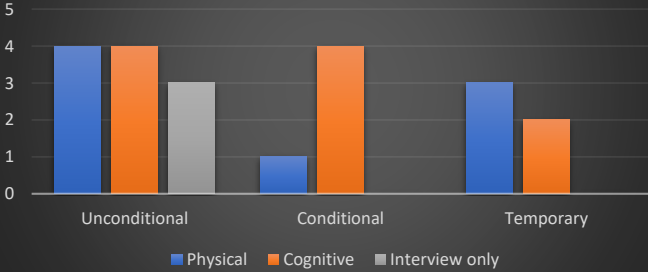
DISCUSSION:

Attached is the June 2019 ADA Certification Services Reports from Mobility Management Partners (MMP) for review at the TRANSCOM meeting.

MMP received Section 5310 funding to expand its services to include the development and implementation of a pilot volunteer driver mileage reimbursement program in cooperation with the Area Agency on Aging and other agencies serving the needs of the county's senior population. The June 2019 update on the Mileage Reimbursement Program (MRP) is attached.



[This page intentionally left blank.]

| Jun-19 | | | | | | | | |
|--|---|--------------|------------|--------------|-------------|-------------|------------|---|
| | | June | May | Apr. | Mar. | Feb | Jan | |
| Call Center | Inbound ADA Calls | 502 | 601 | 579 | 549 | 534 | 613 | Total phone calls inbound/outbound: 649 |
| | Outbound ADA calls | 147 | 151 | 183 | 103 | 56 | 170 | |
| | Average hold time (in seconds) | 4.15 | 2.89 | 5.37 | 4.17 | 3.76 | 5.4 | Riders requesting service outside of Ventura County |
| | Outbound Area Transmittals | 8 | 8 | 10 | 5 | 4 | 13 | Riders requesting service into Ventura County |
| | Inbound Area Transmittals | 10 | 10 | 5 | 4 | 1 | 6 | Total applications received: 131 |
| Applications Received | Recertification | 63 | 64 | 38 | 56 | 56 | 52 | Online Applications Received: 1 (1%) |
| | New Applications | 68 | 88 | 89 | 89 | 60 | 84 | |
| Applications Received by Service Area | Camarillo Area | 16 | 16 | 13 | 8 | 8 | 14 | Applications by Language  |
| | Gold Coast Area | 46 | 52 | 46 | 54 | 47 | 51 | |
| | Valley Express Area | 10 | 7 | 6 | 8 | 2 | 5 | |
| | Moorpark Area | 6 | 7 | 3 | 5 | 3 | 6 | |
| | Simi Valley Area | 26 | 37 | 34 | 44 | 26 | 34 | |
| | Thousand Oaks | 22 | 31 | 23 | 25 | 28 | 24 | |
| | Out of County | 5 | 2 | 2 | 2 | 2 | 2 | |
| Completed Determinations by Evaluation Type | Complete, with Functional Evaluation | 18 | 25 | 12 | 13 | 22 | 11 | Evaluations by Age and Determination Type  |
| | Complete, Interview w/o Functional Evaluation | 3 | 2 | 1 | 0 | 1 | 0 | |
| | Complete, Special Circumstance (no Interview) | 34 | 40 | 57 | 36 | 33 | 37 | |
| | Complete, Over 85+ | 13 | 17 | 20 | 17 | 11 | 24 | |
| | Complete, Phone Interview | 3 | 1 | 4 | 3 | 3 | 1 | |
| | Complete, Short-term Certification (60 days) | 0 | 0 | 0 | 0 | 0 | 0 | |
| | Complete, Recertifications | 58 | 58 | 35 | 43 | 50 | 47 | |
| Completed Determinations | 129 | 143 | 129 | 112 | 120 | 120 | | |
| Delays in Processing (Cumulative) | Due to incomplete application by client | 7 | 9 | 5 | 6 | 6 | 5 | In-person Interviews by Eligibility and Assessment Type  |
| | Pending Professional Evaluation (PE) | 12 | 14 | 13 | 31 | 6 | 12 | |
| | Applications that failed to meet 21 day rule | 0 | 0 | 0 | 0 | 0 | 0 | |
| | Applicants awaiting in-person interviews | 6 | 15 | 18 | 6 | 9 | 12 | |
| Assessments | Assessment Categories | Total | CAM | VCTC | SIMI | T.O. | MPK | |
| | With Physical Assessment | 8 | 0 | 5 | 2 | 1 | 0 | |
| | With Cognitive Assessment | 10 | 1 | 6 | 1 | 2 | 0 | |
| | Interview only (at assessment sites) | 3 | 0 | 3 | 0 | 0 | 0 | |
| | No Shows | 7 | 0 | 6 | 0 | 1 | 0 | |
| | Total in-person interviews scheduled | 28 | 1 | 22 | 2 | 4 | 0 | |
| Total Number of appointment days | 9 | 1 | 4 | 2 | 2 | 0 | | |
| Determinations by Eligibility | | | | Total | % | | | |
| Unconditional (including S.C., Over 85+ , Phone interviews,short-term) | | | | 117 | 91% | | | |
| Conditional | | | | 5 | 4% | | | |
| Temporary | | | | 7 | 5% | | | |
| Denials | | | | 0 | 0% | | | |
| Short Term | | | | 0 | 0% | | | |

| Jun-19 | | | | |
|---|-------------|------------------|---------------|------------------|
| Applications Received - GCT Area Cities | June | May | April | March |
| Casitas Springs | 0 | 0 | 0 | 0 |
| Meiners Oaks | 0 | 0 | 0 | 0 |
| Miramonte | 0 | 0 | 0 | 0 |
| Ojai | 1 | 5 | 0 | 0 |
| Oak View | 1 | 0 | 0 | 0 |
| Oxnard | 26 | 23 | 30 | 32 |
| Port Hueneme | 1 | 5 | 1 | 2 |
| Ventura | 17 | 19 | 15 | 20 |
| Applications Received-Valley Express Area Cities | | | | |
| Fillmore | 2 | 3 | 2 | 3 |
| Piru | 0 | 0 | 0 | 1 |
| Santa Paula | 8 | 4 | 4 | 4 |
| Travel Training | | | | |
| Training Statistics | June | May | April | March |
| Referrals received | 19 | 29 | 11 | 12 |
| Assessments | 14 | 13 | 5 | 13 |
| Trainings | 5 | 4 | 5 | 4 |
| Referral Source | | | | |
| ADA-Camarillo Area | 2 | 3 | 1 | 1 |
| ADA-Gold Coast Area | 1 | 9 | 5 | 4 |
| ADA-Valley Express Area | 0 | 3 | 1 | 0 |
| ADA-Moorpark Area | 0 | 0 | 0 | 2 |
| ADA-Simi Valley Area | 1 | 3 | 1 | 3 |
| ADA-Thousand Oaks Area | 0 | 2 | 0 | 0 |
| Workshops | 1 | 1 | 0 | 0 |
| Other | 14 | 8 | 3 | 2 |
| Transit 101 Workshops | | | | |
| Hosting Agency | Date | Attendees | Riders | Referrals |
| N/A | | | | 0 |

Mileage Reimbursement Program Monthly Report - Jun 2019

| Category | Item Measured | Jun | May | Apr | Mar | Feb | Jan |
|-----------------------------------|------------------------------|---------|---------|---------|---------|---------|---------|
| Application Process | Total Interest Applications | 6 | 15 | 16 | 12 | 9 | 10 |
| | Total Complete Applications | 6 | 12 | 15 | 11 | 5 | 9 |
| | Applications approved by EDC | 5 | 3 | 7 | 2 | 9 | 0 |
| | Total claims processed | 97 | 88 | 93 | 88 | 85 | 90 |
| Mileage Claims | Total miles reimbursed | 12801 | 11511 | 11916 | 10792 | 11383 | 10697 |
| | Total one-way trips claimed | 2225 | 2014 | 2250 | 2086 | 2161 | 2171 |
| Statistics by Service Area | | | | | | | |
| Camarillo | Claims Received | 21 | 20 | 18 | 20 | 19 | 22 |
| | Miles Reimbursed | 2749 | 2694 | 2330 | 2443 | 2541 | 2748 |
| | One-way trips claimed | 513 | 505 | 469 | 486 | 497 | 575 |
| Gold Coast | Claims Received | 29 | 26 | 31 | 29 | 27 | 28 |
| | Miles Reimbursed | 3854 | 3434 | 3954 | 3625 | 3636 | 3211 |
| | One-way trips claimed | 769 | 621 | 819 | 769 | 723 | 727 |
| Moorpark | Claims Received | 3 | 3 | 2 | 2 | 3 | 3 |
| | Miles Reimbursed | 432 | 266 | 172 | 162 | 310 | 310 |
| | One-way trips claimed | 64 | 42 | 30 | 24 | 64 | 60 |
| Simi Valley | Claims Received | 4 | 2 | 4 | 2 | 3 | 3 |
| | Miles Reimbursed | 474 | 369 | 726 | 184 | 424 | 366 |
| | One-way trips claimed | 57 | 23 | 70 | 30 | 40 | 30 |
| Thousand Oaks | Claims Received | 35 | 34 | 34 | 31 | 29 | 31 |
| | Miles Reimbursed | 4482 | 4258 | 4122 | 3788 | 3950 | 3572 |
| | One-way trips claimed | 729 | 793 | 805 | 709 | 784 | 727 |
| Valley Express | Claims Received | 5 | 3 | 4 | 4 | 4 | 3 |
| | Miles Reimbursed | 810 | 490 | 612 | 590 | 522 | 490 |
| | One-way trips claimed | 93 | 30 | 57 | 68 | 53 | 52 |
| Other Statistics | | | | | | | |
| | Average Trip Length (Miles) | 5.8 | 5.7 | 5.3 | 5.2 | 5.3 | 4.9 |
| | Average Cost per Trip | \$ 2.01 | \$ 2.00 | \$ 1.85 | \$ 1.81 | \$ 1.84 | \$ 1.72 |

**Ventura Catch-A-Ride Program
Travel Training and Outreach Summary
June 2019**

| Individual Travel Trainings | |
|---|--------------|
| Activity | Count |
| Assessments Completed | 14 |
| Trainings Completed | 5 |
| Trainings in Progress (not yet completed) | 0 |
| Trainings Interrupted and/or Cancelled | 0 |
| Referrals Received (All) | 19 |
| Referrals Received (awaiting response) | 11 |

| Group Workshops | |
|-----------------------------|--------------|
| Activity | Count |
| Transit 101 Workshops | 0 |
| Explore Your City Workshops | 0 |
| Total Workshop Attendees | 0 |

| Outreach Statistics | |
|---------------------------------|--------------|
| Activity | Count |
| Total Facility Contacts | 54 |
| Individual Facilities Contacted | 28 |
| Outreach Events Attended | 1 |
| Total Outreach Impressions | 15 |



DATE: JULY 11, 2019

MEMO TO: TRANSIT OPERATORS ADVISORY COMMITTEE (TRANSCOM)

FROM: JUDITH JOHNDUFF, PROGRAM MANAGER

SUBJECT: 2019 FEDERAL TRANSIT ADMINISTRATION (FTA) SECTION 5310 LARGE URBANIZED AREAS (SENIORS AND DISABLED) FUNDS AND SECTION 5307 JOBS ACCESS/REVERSE COMMUTE (JARC) FUNDS CALL-FOR-PROJECTS – PROJECT SELECTION

RECOMMENDATION:

- Approve programming \$437,000 in Federal Transit Administration (FTA) Section 5310 Large Urbanized Area funds (Seniors and Disabled) for the One-Call/One-Click program, and
- Approve programming \$309,228 in Federal Transit Administration (FTA) Section 5310 Large Urbanized Area funds (Seniors and Disabled) and \$510,549 in FTA Section 5307 Jobs Access/Reverse Commute (JARC) funds for a total of \$819,777 for projects listed in Attachment A.

BACKGROUND:

The Ventura County Transportation Commission is the designated recipient of the FTA’s annual apportionment of Section 5310 and 5307/JARC funds for the large urbanized areas in Ventura County including the Oxnard/Ventura and Thousand Oaks/Moorpark Urbanized Areas.

- FTA Section 5310: The goal of the 5310 program is to enhance mobility for seniors and persons with disabilities by providing funds that support the special needs of seniors beyond traditional public transportation services and for those with disabilities beyond that required by the Americans with Disabilities Act (ADA).
- FTA Section 5307 JARC: The goal of the JARC program is to improve access to employment and employment related activities for eligible low-income individuals and to transport residents of urbanized areas and non-urbanized areas to suburban employment opportunities. FTA 5307/JARC funds may also be used as regular Section 5307 funds for

other types of transit capital, operating and mobility management projects implemented by public agencies.

Both the FTA Section 5310 funds and FTA 5307/JARC funds are the primary funding source to support projects and strategies identified in VCTC’s Coordinated Public Transit-Human Services Plan.

DISCUSSION:

One-Call/One-Click: On April 5, 2019, VCTC approved reserving \$437,000 of FY18/19 and FY19/20 FTA Section 5310 Funds for the operation of a One-Call/One-Click program pending submittal of an application with a detailed scope of services from Interface Children and Family Services (the operator of 211). The application has been received and was reviewed for consistency with the requirements of the FTA 5310 program and the JARC program. It was also reviewed to ensure that the proposed scope of work meets VCTC’s objectives for the One-Call/One-Click Program. The proposed Program meets both FTA’s requirements and VCTC’s objectives and it is recommended for funding.

2019 Competitive Call-for-Projects: On April 5, 2019, VCTC approved the guidelines and schedule for the 2019 Competitive Call-for-Projects to allocate the remainder of the FY18/19 and FY19/20 FTA Section 5310 funds and the JARC funds.

Funding Availability: Table 1 provides an updated breakdown of the available funding for the 2019 Competitive Call-for-Projects. This amount includes prior year carryover of 5310 funds. Section 5310 allows 10% of the apportionment to be used for administration and this amount has been subtracted from the Section 5310 amounts shown below. In accordance with FTA rules, not less than fifty-five percent (55%) of the 5310 funds are required to be available for Traditional Section 5310 projects, which primarily includes capital projects. A significant amount of the prior year carryover is reserved for this 55% share.

| Table 1: 2019 Competitive Call-for-Projects Available Funding (FY 18/19 and FY 19/20) | | | |
|--|-------------|---------------------------------|-------------------------------------|
| Urbanized Area | JARC | FTA 5310 Traditional | FTA 5310 Non-Traditional |
| Oxnard/Ventura | \$422,000 | \$148,000 | \$70,000 |
| T.O./Moorpark | \$104,000 | \$97,000 | \$64,000 |
| TOTAL | \$526,000 | \$245,000 | \$134,000 |

Applications Received: The 2019 FTA 5310 and JARC Call-for-Projects was issued on April 11, 2019. Fifteen (15) applications were received requesting \$2,814,190 in funding.

Eligibility Screening: Staff screened the applications for eligibility. Criteria included: project eligibility, planning consistency and financial feasibility. One portion of the project submitted by Ventura Transit System (VTS) was determined to be ineligible for funding. Ventura Transit System (VTS) requested \$286,000 in JARC funds in addition to \$260,000 requested in FTA Section 5310 funds, however as a private for-profit company VTS is not eligible to receive JARC funds. Therefore,

the application was reviewed and scored only for the portion of the project relating to the request for FTA Section 5310 funds. All of the remaining applications are eligible for funding.

Prioritizing Projects: A subcommittee, appointed by TRANSCOM, including two members of TRANSCOM and a VCTC staff member reviewed the project applications utilizing the adopted criteria:

1. Goals and Objectives (20 points)
2. Project Implementation Plan (30 points)
3. Program Performance Indicators (20 points)
4. Communication and Outreach (20 points)
5. Emergency Planning and Preparedness (5 points)
6. Matching Funds (5 points) Note: Private nonprofit organizations were automatically awarded five (5) points for match.
7. Bonus Points for Non-Transit Operator Applicants (5 points)

Each project received a final score based upon the average of the subcommittee's individual scores. The projects were then ranked by funding type (FTA 5307/JARC, FTA 5310 Traditional and FTA 5310 Non-Traditional) and each Urbanized Area's population share (Thousand Oaks/ Moorpark and Oxnard/Ventura) with the goal of funding as many of the highest-ranking projects as possible.

In an effort to fund the highest-scoring projects, staff is recommending \$237,000 of funding for the Ventura County Area Agency on Aging (VCAAA) project under the Section 5307/JARC category of funding. VCAAA requested \$350,000 for the ELDERHELP Program. Under the 5310 funding guidelines, the VCAAA project only qualifies for FTA 5310 Non-Traditional funds. The total funding available in this category of funding for the whole County is \$134,000. Although the project does not provide access to jobs, the project is eligible for funding under the regular FTA 5307 program guidelines. This project was the second highest scoring project with a score of 100 points, therefore staff is recommending using \$237,000 of the Section 5307/JARC category of funding for this project.

The City of Thousand Oaks requested \$40,000 for the operation of two years of the Saturday East County Transit Alliance Senior and ADA Dial-a-Ride Intercity Service project. After funding all of the other higher-ranking projects, only \$20,000 was remaining to fund this project, therefore staff is recommending funding the first year of this service.

Help of Ojai was able to purchase a van funded under a previous Section 5310 Call-for-Projects for a lower cost than originally anticipated, therefore staff is recommending funding the project at \$38,228 and using the remaining balance of \$11,774 to complete the \$50,000 funding request for the new vehicle purchase project.

Recommended Project List: Staff recommends TRANSCOM approve the programming of \$309,228 in Federal Transit Administration (FTA) Section 5310 Large Urbanized Area funds (Seniors and Disabled) and \$510,549 in FTA Section 5307 Jobs Access/Reverse Commute (JARC) funds for a total of \$819,777 for the projects listed in Table 2 in Attachment A.

As background, the list of all of the applications received in the 2019 Call-for-Projects is provided in Table 3 (Attachment B).

Next Steps: The TRANSCOM recommendation will be presented to the Ventura County Transportation Commission at the July 12th, meeting. Staff will include the approved projects in a draft Program of Projects which will be brought back to TRANSCOM and the Commission in September.

Funds approved through this call for projects will not become available for reimbursement until after FTA approval of the grants, which will likely occur this coming fall. Once the grants are approved, FTA regulations allow project sponsors to receive reimbursement of eligible costs dated back to the VCTC Commission approval of the program. However, although VCTC staff has made every effort to accurately evaluate project feasibility based on FTA's requirements, there can be no guarantee of FTA approval of these projects until FTA awards the grants.

Attachment A

| Table 2. PROJECTS RECOMMENDED FOR FUNDING 2019 FTA 5310 AND FTA 5307/JARC CALL-FOR-PROJECT | | | | | |
|---|------------------------------|---|------------|------------|-------|
| UZA | AGENCY | PROJECT NAME | JARC | 5310 | SCORE |
| THOUSAND OAKS | PATHPOINT | Meeting Transportation Needs | | \$ 48,000 | 100.3 |
| | CITY OF THOUSAND OAKS | East County Transit Alliance Senior and ADA dial-a-Ride Intercity Service Vehicle Lease | | \$ 50,000 | 88.3 |
| | CITY OF THOUSAND OAKS | Route to Success | \$ 100,000 | | 87.7 |
| | CITY OF THOUSAND OAKS | Senior ECTA Dial-a-Ride Intercity Service for Thousand Oaks Residents | | \$ 40,000 | 85.3 |
| | CITY OF THOUSAND OAKS | Saturday East County Transit Alliance Senior and ADA Dial-a-Ride Intercity Service * | | \$ 20,000 | 85.0 |
| OXNARD/VENTURA | HELP OF OJAI | Purchase of one vehicle ** | | \$ 38,228 | 93.7 |
| | GOLDCOAST TRANSIT | Wheelchair Ramp/Kneeling System Replacement *** | \$ 53,549 | | 93.3 |
| COUNTYWIDE | AREA AGENCY ON AGING | VCAAAA'S ELDERHELP TRANSPORTATION PROGRAM*** | \$ 237,000 | \$ 113,000 | 100.0 |
| | COUNTY HUMAN SERVICES AGENCY | RAIN Work Reliability Transport | \$ 120,000 | | 99.7 |
| | | | \$ 510,549 | \$ 309,228 | |

* Provides funding for the first year of service.

**Help of Ojai was able to purchase a van funded under a previous Section 5310 Call-for-Projects for a lower cost than originally anticipated, therefore staff is recommending funding the project at \$38,228 and using the remaining balance of \$11,774 to complete the \$50,000 funding request for the new vehicle purchase project.

*** Projects recommended for funding from the FTA 5307/JARC apportionment through the regular Section 5307 eligibility rules rather than from JARC.

Attachment B

Table 3: 2019 Call-for-Projects Applications Received

| UZA | AGENCY | PROJECT NAME | JARC | 5310 | Match | Total Project Cost | SCORE | Eligible for 5310 Non-Traditional Funds |
|--------------------------------------|--|---|------------------|--------------------|-------------------|---------------------|-------|---|
| THOUSAND OAKS | City of Thousand Oaks | Route to Success | \$100,000 | | \$ 20,000 | \$ 120,000 | 87.7 | No |
| | City of Thousand Oaks | Senior ECTA Dial-a-Ride Intercity Service for Thousand Oaks Residents | | \$ 40,000 | \$ 10,000 | \$ 50,000 | 85.3 | No |
| | City of Thousand Oaks | Saturday East County Transit Alliance Senior and ADA Dial-a-Ride Intercity Service (5310) | | \$ 40,000 | \$ 8,000 | \$ 48,000 | 85 | No |
| | City of Thousand Oaks | Group Travel Training for Seniors and Disabled | | \$ 8,000 | \$ 2,000 | \$ 10,000 | 84 | YES |
| | City of Thousand Oaks | East County Transit Alliance Senior and ADA dial-a-Ride Intercity Service Vehicle Lease | | \$ 50,000 | \$ 10,000 | \$ 60,000 | 88.3 | YES |
| | PathPoint | Meeting Transportation Needs | | \$ 48,000 | \$ 12,000 | \$ 60,000 | 100.3 | YES |
| OXNARD/VENTURA | Gold Coast Transit | Microtransit Demonstration | \$320,000 | | \$ 80,000 | \$ 400,000 | 84.3 | |
| | Gold Coast Transit | Wheelchair Ramp/Kneeling System Replacement | | \$ 53,549 | \$ 13,387 | \$ 66,936 | 93.3 | YES |
| | Gold Coast Transit | Accessible Van & Securement Strap Program | | \$ 54,400 | \$ 13,600 | \$ 68,000 | 74.3 | YES |
| | Help of Ojai | Purchase of one vehicle | | \$ 50,000 | \$ 10,000 | \$ 60,000 | 93.7 | YES |
| COUNTYWIDE | Ventura County Area Agency on Aging | VCAAAS Elderhelp Transportation Program | | \$ 350,000 | \$ 70,000 | \$ 420,000 | 100 | No |
| | Caregivers: Volunteers Assisting the Elderly | Door-Through-Door Transportation Service | | \$ 150,000 | \$ 215,698 | \$ 365,698 | 82.7 | No |
| | Ventura Transit System | On call demand response 24/7* | \$286,000 | \$ 260,000 | \$ - | \$ 546,000 | 40 | No |
| | Mobility Management Partners | "Catch a Ride" Mobility Management Project | | \$ 395,556 | \$ - | \$ 395,556 | 70 | YES |
| | Ventura County Human Services Agency | RAIN Work Reliability Transport | \$120,000 | | \$ 24,000 | \$ 144,000 | 99.7 | No |
| TOTAL | | | \$826,000 | \$1,499,505 | \$ 488,685 | \$ 2,814,190 | | |
| * Not eligible for 5307/JARC Funding | | | | | | | | |



DATE: JULY 11, 2019

MEMO TO: TRANSIT OPERATORS ADVISORY COMMITTEE (TRANSCOM)

FROM: PETER DE HAAN, PROGRAMMING DIRECTOR

SUBJECT: APPROVE 2019/20 FINAL PROGRAM OF PROJECTS

RECOMMENDATION:

- Approve the final Program of Projects (POP) for federal transit operating, planning and capital assistance for Fiscal Year (FY) 2019/20.

BACKGROUND

The Federal Transit Administration (FTA) requires that the public be provided an opportunity to review transit projects proposed to be funded with federal dollars. As the designated recipient of federal transit funds, the VCTC is required to hold a public hearing and adopt a POP which lists projects to be funded with federal funds in each urban area of Ventura County. Since 2003, VCTC has prepared the POP using separate programs for the Oxnard/Ventura, Thousand Oaks/Moorpark, and Camarillo urbanized areas, as defined by the U.S. Census Bureau. Later, VCTC also began to prepare the POP for Simi Valley based on a decision by Caltrans to delegate to VCTC the Designated Recipient status for Simi Valley.

The proposed FY 2019/20 POP was put together using the same methodology that was first developed for the FY 2003/04 POP, to provide a distribution of revenues and expenses between the four urbanized areas in the County. A draft of this POP was reviewed and approved by TRANSCOM at its June 2019 meeting, and is scheduled for approval by the VCTC on July 12, 2019.

DISCUSSION

The attached Program of Projects table shows the recommended projects for each of the urbanized areas. The only significant change to the final program is the addition of projects recommended for funding through the Section 5310 / JARC call for projects. As described in that recommendation,

since there were fewer JARC applications than available funds in the Section 5307 JARC apportionment, to fund the highest-scoring projects staff is recommending that some Section 5310 projects be funded based on their eligibility for non-JARC Section 5307, since there is flexibility to use the JARC apportionment in that manner. There have also been a few changes in the titles of VCTC projects based on FTA feedback regarding VCTC's most recent grant.

The FY 2019/20 POP continues to use estimates that assume funding at only the authorized amount. It is of course possible that based on the federal budget process the next apportionment could be less than the authorized amount, in which case it could be necessary to reduce funding from the approved POP. However, the FY 2019/20 transportation appropriation recently-approved by the House was again at a higher amount than what is authorized under FAST.

Subsequent to the TRANSCOM meeting, staff will publish the POP for public notice, and will present the POP to the VCTC for Public Hearing and approval at the September 6th meeting.

Program of Projects

The Ventura County Transportation Commission (VCTC) will hold a public hearing on the Program of Projects (POP) for the Oxnard, Thousand Oaks, Camarillo and Simi Valley Urbanized Areas (UAs) for projects to be funded with Federal Transit Administration funds in the 2019/20 Fiscal Year (FY 2020). The funds available in FY 2020 are estimated to be \$356,000 in Section 5310 funds and \$16,535,000 in other funds for the Oxnard UA, \$248,000 in Section 5310 funds and \$7,070,000 in other funds for the Thousand Oaks UA, \$2,015,000 for the Camarillo UA, and \$3,095,000 for the Simi Valley UA, based on anticipated FY 2020 funds, prior year carry-over funds, and federal discretionary funds. The public hearing will be held at 9:00 a.m. on Friday, September 6, 2019, in the Camarillo City Council Chamber, 601 Carmen Drive, in Camarillo. The POP is available for public inspection at 950 County Square Drive, Suite 207, Ventura CA 93003. Unless a subsequent list is published, this list will become the final Program of Projects for inclusion in the Southern California Association of Governments Federal Transportation Improvement Program.

FY 2019/20 Federal Transit Program of Projects

| | Total Cost | Federal Share | Local Share & Other |
|---|-----------------------|--------------------------|------------------------------------|
| OXNARD/VENTURA URBANIZED AREA | | | |
| Gold Coast Transit | | | |
| <u>Operating Assistance</u> | | | |
| Operating Assistance | \$ 3,200,000 | \$ 1,600,000 | \$ 1,600,000 |
| | \$ 3,200,000 | \$ 1,600,000 | \$ 1,600,000 |
| <u>Capital Assistance</u> | | | |
| Preventive Maintenance | \$ 2,158,221 | \$ 1,726,577 | \$ 431,644 |
| Operations and Maintenance Facility Debt Service (5339 Funds) | \$ 754,922 | \$ 754,922 | \$ - |
| Wheelchair Ramp/Kneeling System Replacement | \$ 66,936 | \$ 53,549 | \$ 13,387 |
| ADA Paratransit Service | \$ 1,171,979 | \$ 937,583 | \$ 234,396 |
| | \$ 4,152,058 | \$ 3,472,631 | \$ 679,427 |
| Total Gold Coast | \$ 7,352,058 | \$ 5,072,631 | \$ 2,279,427 |
| Ventura County Transportation Commission | | | |
| <u>Operating Assistance</u> | | | |
| VCTC Intercity Operating Assistance (FY 20/21) | \$ 2,406,802 | \$ 1,203,401 | \$ 1,203,401 |
| County Human Services Agency Work Reliability Transport (JARC) | \$ 44,244 | \$ 36,870 | \$ 7,374 |
| | \$ 2,451,046 | \$ 1,240,271 | \$ 1,210,775 |
| <u>Planning Assistance</u> | | | |
| Regional Transit Information Center (FY 20/21) | \$ 293,750 | \$ 235,000 | \$ 58,750 |
| Transit Planning and Prioritization (FY 20/21) | \$ 138,913 | \$ 111,130 | \$ 27,783 |
| Countywide Outreach Activities (FY 20/21) (CMAQ Funds) | \$ 600,000 | \$ 600,000 | \$ - |
| Fare Collection/Passenger Counting Data Management (FY 20/21) | \$ 368,750 | \$ 295,000 | \$ 73,750 |
| Senior/Disabled Planning/Evaluation (FY 20/21) | \$ 293,750 | \$ 235,000 | \$ 58,750 |
| Bus Service Planning (FY 20/21) | \$ 165,816 | \$ 132,653 | \$ 33,163 |
| | \$ 1,860,979 | \$ 1,608,783 | \$ 252,196 |
| <u>Capital Assistance</u> | | | |
| Regional Transit Tech Equipment (FY 20/21) | \$ 118,750 | \$ 95,000 | \$ 23,750 |
| Regional Transit Tech Equipment (FY 20/21) (Sec 5339) | \$ 58,198 | \$ 58,198 | \$ - |
| VCTC Intercity Preventive Maintenance (FY 20/21) | \$ 248,005 | \$ 198,404 | \$ 49,601 |
| VCTC Intercity Capital Leasing / Rehab (FY 20/21)(Sec 5339) | \$ 173,307 | \$ 173,307 | \$ - |
| Metrolink Preventive Maintenance (FY 20/21) | \$ 1,907,625 | \$ 1,907,625 | \$ - |
| Metrolink Capital Rehab (FY 20/21)(Sec 5337) | \$ 3,450,563 | \$ 3,450,563 | \$ - |
| Metrolink Prev Maintenance (FY 20/21)(Sec 5337) | \$ 2,065,518 | \$ 2,065,518 | \$ - |
| | \$ 8,021,966 | \$ 7,948,615 | \$ 73,351 |
| Total VCTC | \$ 12,333,991 | \$ 10,797,669 | \$ 1,536,322 |
| Valley Express | | | |
| <u>Operating Assistance</u> | | | |
| Operating Assistance (FY 20/21) | \$ 1,328,276 | \$ 664,138 | \$ 664,138 |
| Total Valley Express | \$ 1,328,276 | \$ 664,138 | \$ 664,138 |
| TOTAL | \$ 21,014,325 | \$ 16,534,438 | \$ 4,479,887 |

THOUSAND OAKS/MOORPARK URBANIZED AREA**Ventura County Transportation Commission**Operating Assistance

| | | | |
|-----------------------------------|------------------|------------------|-----------------|
| County Human Services Agency Work | \$ 27,756 | \$ 23,130 | \$ 4,626 |
| Reliability Transport (JARC) | | | |
| | <u>\$ 27,756</u> | <u>\$ 23,130</u> | <u>\$ 4,626</u> |

Planning Assistance

| | | | |
|--|-------------------|-------------------|-------------------|
| Bus Service Planning (FY 20/21) | \$ 427,934 | \$ 342,347 | \$ 85,587 |
| Transit Planning and Prioritization (FY 20/21) | \$ 143,605 | \$ 114,884 | \$ 28,721 |
| | <u>\$ 571,539</u> | <u>\$ 457,231</u> | <u>\$ 114,308</u> |

Capital Assistance

| | | | |
|--|---------------------|---------------------|-------------------|
| VCTC Svcs - Capital Maintenance (FY20/21) | \$ 529,159 | \$ 423,327 | \$ 105,832 |
| Regional Transit Tech Equipment (FY 20/21) | \$ 38,750 | \$ 31,000 | \$ 7,750 |
| Regional Transit Tech Equipment (FY 20/21) (Sec 5339) | \$ 85,402 | \$ 85,402 | \$ - |
| Metrolink Preventive Maintenance (FY /20/21) | \$ 758,120 | \$ 758,120 | \$ - |
| Metrolink Capital Rehab (FY 19/20)(Sec 5337) | \$ 2,360,300 | \$ 2,360,300 | \$ - |
| Metrolink Prev Maintenance (FY 20/21)(Sec 5337) | \$ 1,413,075 | \$ 1,413,075 | \$ - |
| | <u>\$ 5,184,806</u> | <u>\$ 5,071,224</u> | <u>\$ 113,582</u> |
| Total VCTC | \$ 5,784,101 | \$ 5,551,585 | \$ 232,516 |

City of Thousand OaksOperating Assistance

| | | | |
|-----------------------------------|------------------|------------------|------------------|
| Free Low Income Bus Passes (JARC) | \$ 60,000 | \$ 50,000 | \$ 10,000 |
| | <u>\$ 60,000</u> | <u>\$ 50,000</u> | <u>\$ 10,000</u> |

Planning Assistance

| | | | |
|------------------------------|-------------------|-------------------|------------------|
| Transit Planning & Education | \$ 233,686 | \$ 186,949 | \$ 46,737 |
| | <u>\$ 233,686</u> | <u>\$ 186,949</u> | <u>\$ 46,737</u> |

Capital Assistance

| | | | |
|--|---------------------|-------------------|-------------------|
| Transit Vehicle Maintenance (Bus & DAR) | \$ 375,000 | \$ 300,000 | \$ 75,000 |
| Facility/Stop Maintenance and Enhancements | \$ 375,000 | \$ 300,000 | \$ 75,000 |
| Transit Vehicle Capital Lease (Sec 5339) | \$ 187,500 | \$ 150,000 | \$ 37,500 |
| Summer Beach Bus | \$ 62,500 | \$ 50,000 | \$ 12,500 |
| Inter-City ADA | \$ 187,500 | \$ 150,000 | \$ 37,500 |
| | <u>\$ 1,187,500</u> | <u>\$ 950,000</u> | <u>\$ 237,500</u> |
| Total Thousand Oaks | \$ 1,481,186 | \$ 1,186,949 | \$ 294,237 |

City of MoorparkOperating Assistance

| | | | |
|--|-------------------|-------------------|-------------------|
| Fixed Route/Paratransit Operating Assistance | \$ 250,000 | \$ 125,000 | \$ 125,000 |
| | <u>\$ 250,000</u> | <u>\$ 125,000</u> | <u>\$ 125,000</u> |

Capital Assistance

| | | | |
|---|-------------------|-------------------|-------------------|
| Fixed Route Vehicle Capital Maintenance | \$ 37,109 | \$ 29,687 | \$ 7,422 |
| Station Improvements / Upgrades | | | |
| Dial-a-Ride Capital Leases / Cap Maint | \$ 211,000 | \$ 168,800 | \$ 42,200 |
| | <u>\$ 248,109</u> | <u>\$ 198,487</u> | <u>\$ 49,622</u> |
| Total Moorpark | <u>\$ 498,109</u> | <u>\$ 323,487</u> | <u>\$ 174,622</u> |

TOTAL

\$ 7,763,396 \$ 7,062,021 \$ 701,375

CAMARILLO URBANIZED AREA**Ventura County Transportation Commission**Operating Assistance

| | | | |
|---------------------------------------|------------------|------------------|-----------------|
| Area Agency on Aging MediRide Program | \$ 54,685 | \$ 45,571 | \$ 9,114 |
| | <u>\$ 54,685</u> | <u>\$ 45,571</u> | <u>\$ 9,114</u> |

Planning Assistance

| | | | |
|--|-------------------|-------------------|------------------|
| Transit Planning and Prioritization (FY 20/21) | \$ 266,043 | \$ 212,834 | \$ 53,209 |
| | <u>\$ 266,043</u> | <u>\$ 212,834</u> | <u>\$ 53,209</u> |

Total VCTC

\$ 320,728 \$ 258,405 \$ 62,323

| City of Camarillo | | | |
|---|---------------------|---------------------|-------------------|
| <u>Operating Assistance</u> | | | |
| Camarillo Area Transit Operating Assistance | \$ 968,080 | \$ 484,040 | \$ 484,040 |
| | \$ 968,080 | \$ 484,040 | \$ 484,040 |
| <u>Capital Assistance</u> | | | |
| One Replacement Vehicle (Sec 5339) | \$ 60,000 | \$ 48,000 | \$ 12,000 |
| One Expansion Vehicle (Sec 5339) | \$ 90,000 | \$ 72,000 | \$ 18,000 |
| ADA Paratransit Service | \$ 522,830 | \$ 418,264 | \$ 104,566 |
| Bus Capital Maintenance | \$ 736,360 | \$ 589,088 | \$ 147,272 |
| Rail Station Capital Maintenance | \$ 25,000 | \$ 20,000 | \$ 5,000 |
| | \$ 1,434,190 | \$ 1,147,352 | \$ 286,838 |
| Total Camarillo | \$ 2,402,270 | \$ 1,631,392 | \$ 770,878 |
| TOTAL | \$ 2,722,998 | \$ 1,889,797 | \$ 833,201 |

| SIMI VALLEY URBANIZED AREA | | | |
|---|---------------------|---------------------|---------------------|
| Ventura County Transportation Commission | | | |
| <u>Operating Assistance</u> | | | |
| Area Agency on Aging MediRide Program | \$ 78,671 | \$ 65,559 | \$ 13,112 |
| | \$ 78,671 | \$ 65,559 | \$ 13,112 |
| <u>Planning Assistance</u> | | | |
| Transit Planning and Prioritization (FY 20/21) | \$ 382,740 | \$ 306,192 | \$ 76,548 |
| | \$ 382,740 | \$ 306,192 | \$ 76,548 |
| Total VCTC | \$ 461,411 | \$ 371,751 | \$ 89,660 |
| City of Simi Valley | | | |
| <u>Operating Assistance</u> | | | |
| Simi Valley Transit Operating Assistance | \$ 3,582,860 | \$ 1,791,430 | \$ 1,791,430 |
| | \$ 3,582,860 | \$ 1,791,430 | \$ 1,791,430 |
| <u>Capital Assistance</u> | | | |
| Transit Management System | \$ 80,000 | \$ 64,000 | \$ 16,000 |
| Preventive Maintenance | \$ 323,400 | \$ 258,720 | \$ 64,680 |
| Non Fixed-Route ADA Paratransit Capital | \$ 346,484 | \$ 277,187 | \$ 69,297 |
| Dispatch Software | \$ 50,000 | \$ 40,000 | \$ 10,000 |
| Bus Technology Equipment (Sec 5339) | \$ 350,888 | \$ 292,407 | \$ 58,481 |
| | \$ 1,150,772 | \$ 932,314 | \$ 218,458 |
| Total Simi Valley | \$ 4,733,632 | \$ 2,723,744 | \$ 2,009,888 |
| TOTAL | \$ 5,195,043 | \$ 3,095,495 | \$ 2,099,548 |

FY 2019/20 SECTION 5310 PROGRAM OF PROJECTS

| OXNARD/VENTURA URBANIZED AREA | | | |
|--|------------|------------|-------------|
| <u>Planning Assistance</u> | | | |
| Program Administration | \$ 28,834 | \$ 28,834 | \$ - |
| | \$ 28,834 | \$ 28,834 | \$ - |
| <u>Operating Assistance</u> | | | |
| Area Agency on Aging MediRide Program | \$ 42,000 | \$ 35,000 | \$ 7,000 |
| | \$ 42,000 | \$ 35,000 | \$ 7,000 |
| <u>Capital Assistance</u> | | | |
| Purchase One Vehicle for HELP of Ojai | \$ 45,946 | \$ 38,288 | \$ 7,657.60 |
| One-Call/One Click Mobility Management | \$ 172,983 | \$ 138,386 | \$ 34,597 |
| | \$ 218,928 | \$ 176,674 | \$ 42,254 |
| Total Enhanced Mobility | \$ 289,762 | \$ 240,508 | \$ 49,254 |

| THOUSAND OAKS/MOORPARK URBANIZED AREA | | | |
|--|------------|------------|-----------|
| <u>Planning Assistance</u> | | | |
| Program Administration | \$ 18,088 | \$ 18,088 | \$ - |
| | \$ 18,088 | \$ 18,088 | \$ - |
| <u>Operating Assistance</u> | | | |
| ECTA Saturday Senior ADA Service | \$ 24,000 | \$ 20,000 | \$ 4,000 |
| Area Agency on Aging MediRide Program | \$ 34,644 | \$ 28,870 | \$ 5,774 |
| | \$ 58,644 | \$ 48,870 | \$ 9,774 |
| <u>Capital Assistance</u> | | | |
| Purchase One Vehicle for Pathpoint | \$ 60,000 | \$ 48,000 | \$ 12,000 |
| ECTA Intercity Service Vehicle Lease | \$ 30,000 | \$ 25,000 | \$ 5,000 |
| One-Call/One Click Mobility Management | \$ 108,514 | \$ 86,811 | \$ 21,703 |
| | \$ 198,514 | \$ 159,811 | \$ 38,703 |
| Total Enhanced Mobility | \$ 275,246 | \$ 226,769 | \$ 48,477 |