

METROLINK®



**MOVING PEOPLE SAFELY
THROUGHOUT SOUTHERN
CALIFORNIA**



PRESENTATION

- **System Overview**
- **System Overview by County**
- **Benefits to Ventura County**
- **Recent Accomplishments**
- **Challenges & Opportunities**
- **Questions**





METROLINK SYSTEM OVERVIEW

Governance Structure

Joint Powers Authority made up of the five county transportation commissions with 11 Board members representing the commissions. Our Board members are appointed by our Member Agencies: Metro, OCTA, RCTC, SBCTA and VCTC.

Funding

Our primary funding comes from our Member Agencies. We receive limited funds directly. Our Member Agencies do pass through some of their state and federal dollars.

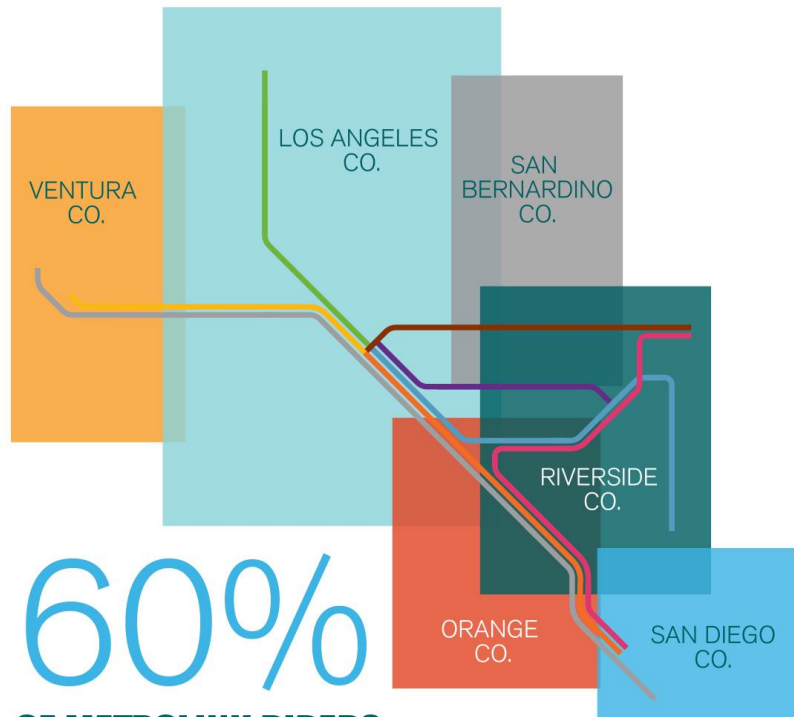
Service

We link 6 counties in Southern California and dispatch up to 350 trains a day (including freight and Amtrak) from our major dispatching center in Pomona. Provide seamless transfers to 30 other transportation operators.



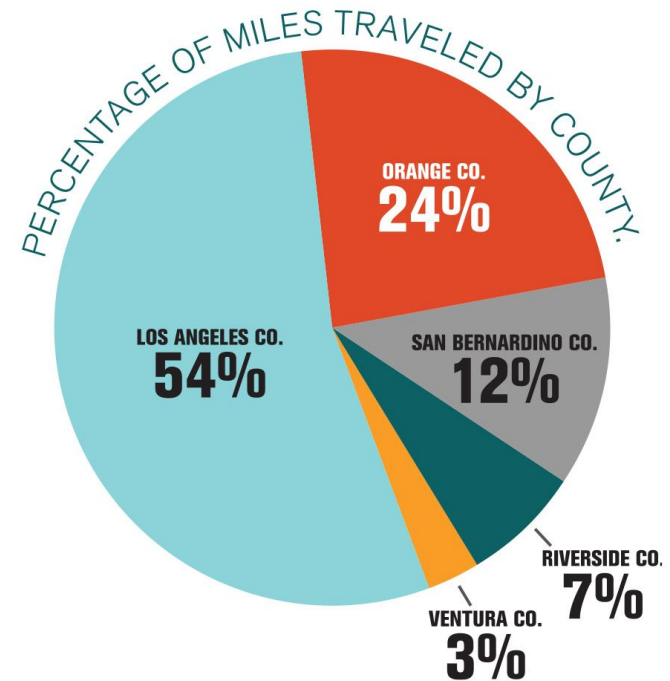
METROLINK RIDERS TRAVEL GREAT DISTANCES

EACH YEAR METROLINK TRAINS TRAVEL
2.7 MILLION MILES



OF METROLINK RIDERS TRAVEL ACROSS COUNTY LINES

METROLINK CARRIES PASSENGERS ACROSS CITY AND COUNTY LINES TAKING RIDERS FROM CITY-TO-CITY, COUNTY-TO-COUNTY FOR A REGION-WIDE COMMUTE.





METROLINK SERVES THE ENTIRE SOUTHERN CALIFORNIA REGION

PASSENGER MILES

2.2 BILLION | METRO

441 MILLION | METROLINK

191 MILLION | OCTA

104 MILLION | FOOTHILL

75 MILLION | OMNITRANS

69 MILLION | AVTA

63 MILLION | RTA

61 MILLION | LADOT

23 MILLION | SANTA CLARITA

METROLINK MOVES SOUTHERN CALIFORNIA.

METROLINK IS THE SECOND BUSIEST PROVIDER BASED UPON PASSENGER MILES TRAVELED IN SOUTHERN CALIFORNIA.

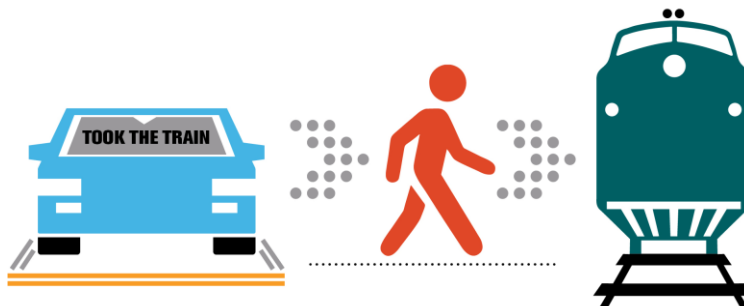


METROLINK TAKES CARS OFF FREEWAYS

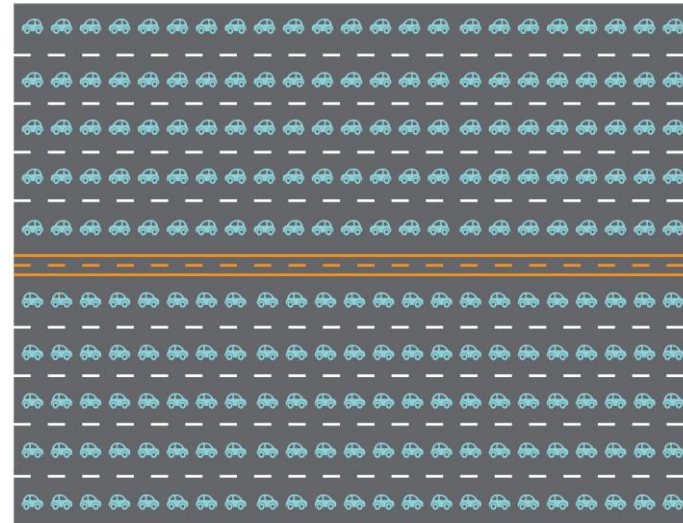
METROLINK REMOVES THE EQUIVALENT OF 1-2 LANES OF PARALLEL FREEWAY TRAFFIC IN EACH DIRECTION ON THE 5, 10, 60, 91, 101 AND 134 FREEWAYS.

82%


OF METROLINK RIDERS HAVE AN AUTOMOBILE BUT CHOOSE TO TAKE THE TRAIN, CREATING MORE ROOM ON THE REGION'S FREEWAYS.



WITHOUT METROLINK

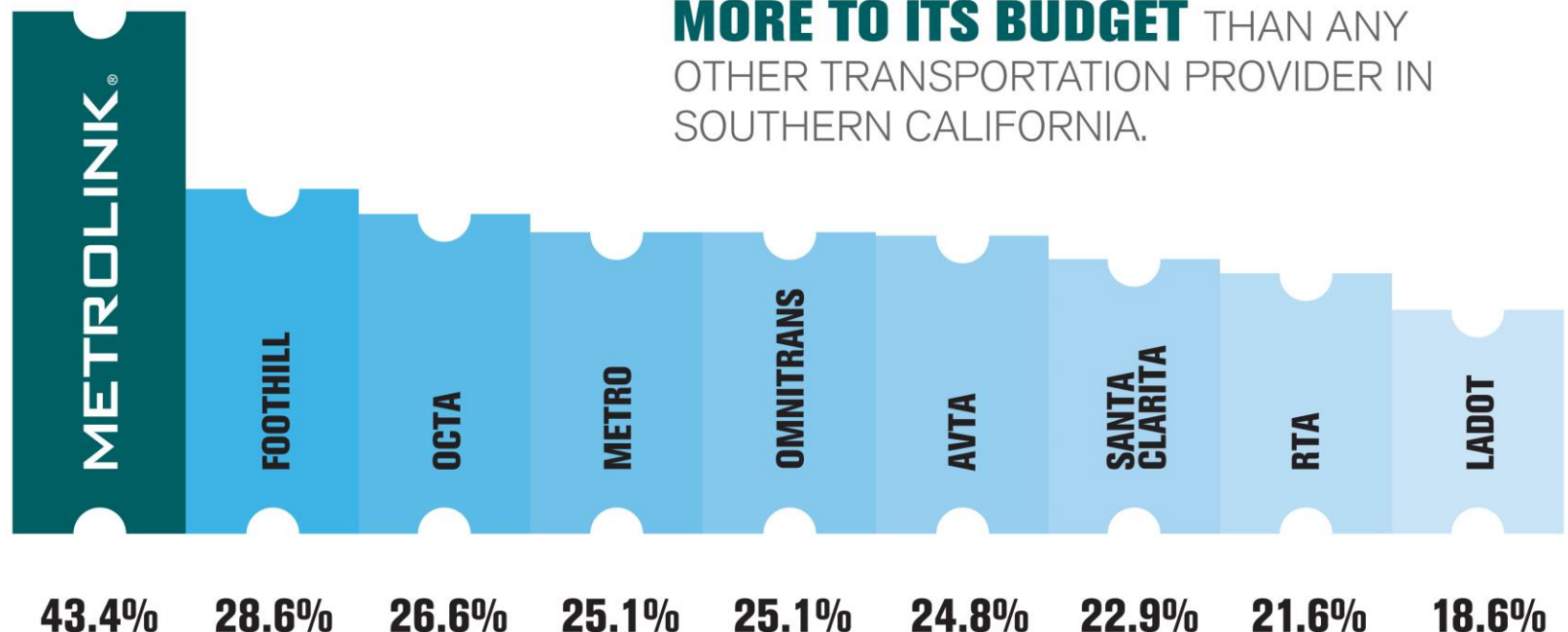


WITH METROLINK



METROLINK HAS THE HIGHEST FAREBOX RECOVERY AMONG MAJOR TRANSIT OPERATORS IN SOUTHERN CALIFORNIA

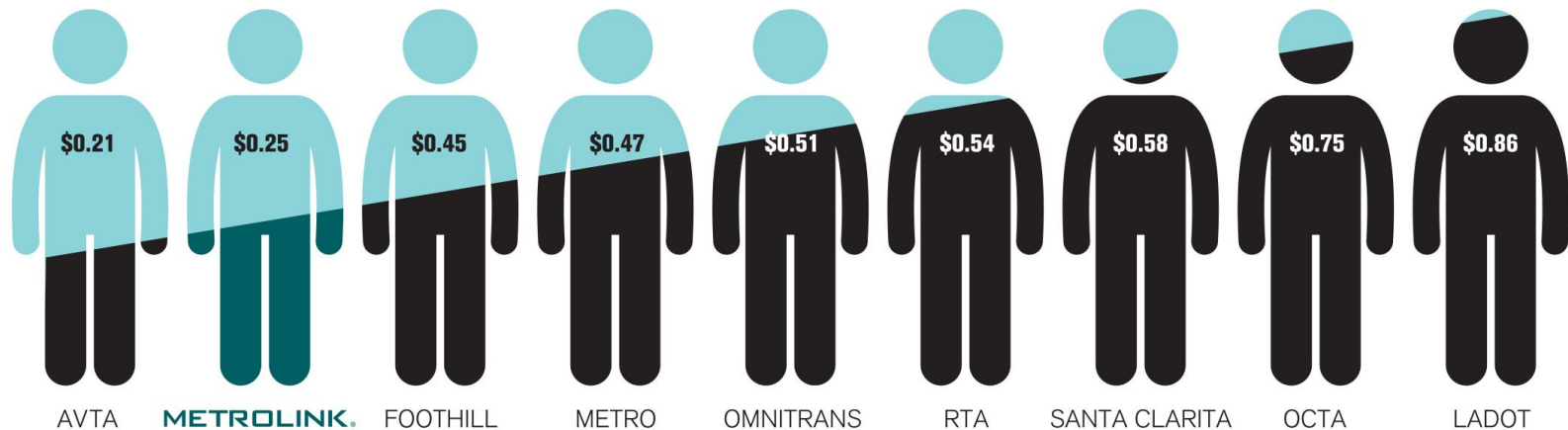
METROLINK FARES CONTRIBUTE MORE TO ITS BUDGET THAN ANY OTHER TRANSPORTATION PROVIDER IN SOUTHERN CALIFORNIA.





METROLINK HAS A VERY LOW TAX SUBSIDY PER PASSENGER MILE

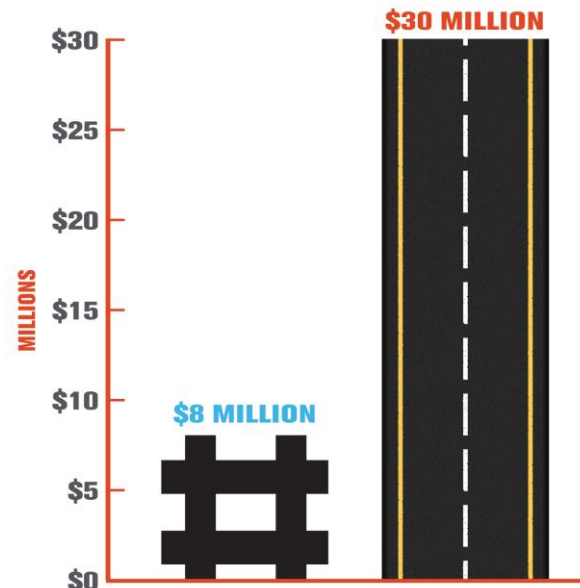
AMONG SOUTHERN CALIFORNIA
PUBLIC TRANSIT AGENCIES.



METROLINK IS SOUTHERN CALIFORNIA'S BEST INVESTMENT TO REDUCE ROAD CONGESTION AND AIR POLLUTION

- Metrolink removes 137,730 metric tons of greenhouse gas emissions.
- The Southern California region faces significant mobility challenges due to rapid growth, Metrolink is poised to be a central solution.

COST TO CONSTRUCT
ONE MILE OF
TRACK VS FREEWAY





METROLINK SYSTEM OVERVIEW: BY COUNTY

County	Population (in millions)	Number of Metrolink Boardings FY2016-17 (in millions)	% of all Metrolink Boardings FY2016-17 ¹	Number of Board Members	Operating Budget FY2017-18 (in millions)	Rehab & New Capital Budget FY2017-18 (in millions) ²
Los Angeles	10.14	5.44	46.7%	4	\$122.9	\$6.8
Orange	3.17	2.42	20.8%	2	53.9	6.5
Riverside	2.39	1.68	14.4%	2	26.1	3.7
San Bernardino	2.14	1.56	13.3%	2	27.1	8.0
Ventura	0.85	0.33	2.8%	1	13.0	5.5
TOTALS					\$243.0	\$30.5

¹ 1.9% of boardings took place in San Diego County, which is not part of the Metrolink JPA.

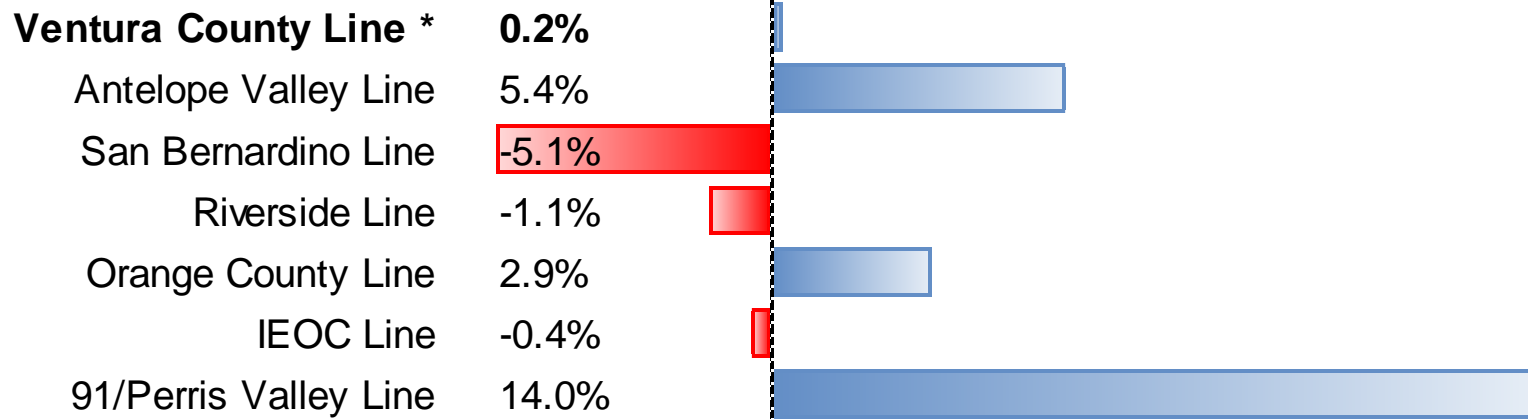
² Portion approved for FY2017-18 only. Carryforward not included.



VENTURA COUNTY LINE BENEFITS BY COUNTY

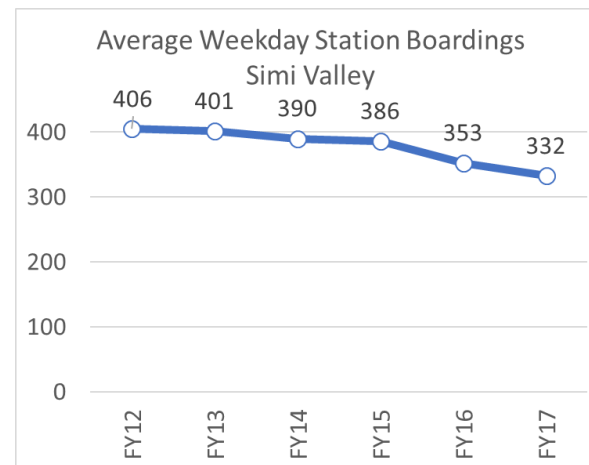
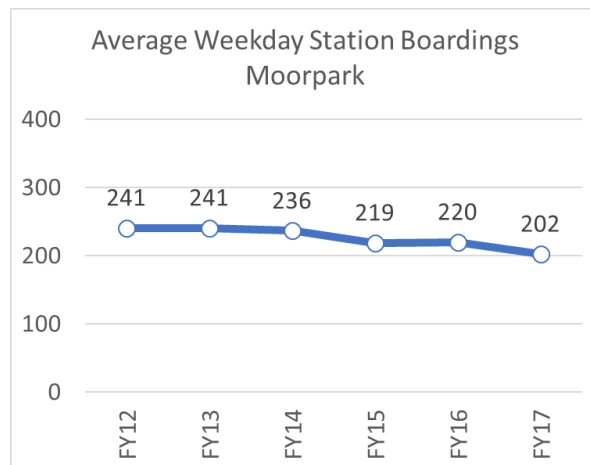
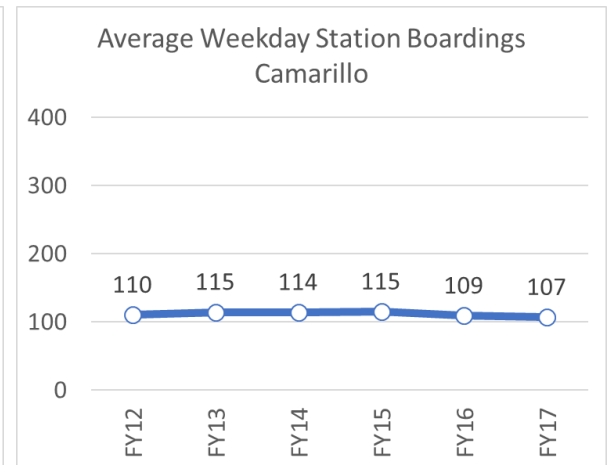
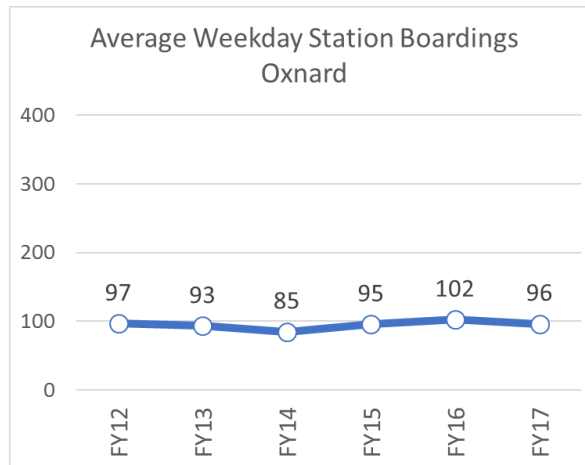
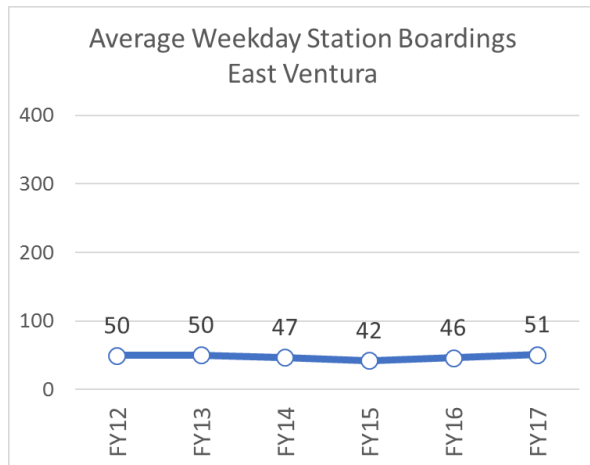
Benefit	Ventura County	LA County
Annual ridership	435,617	649,836
Auto trips removed from freeways, annually	332,653	496,238
Auto trips removed from freeways, daily	1,331	1,985
Reduction in peak freeway traffic volumes, daily	5%	6%
Vehicle miles traveled (VMT) avoided annually	4,786,279	16,857,194
Gallons fuel saved annually	208,552	734,518
Metric tons Greenhouse Gases (GHG) emissions avoided annually	1,853	6,528

Line ridership Change FY2015-16 – FY2016-17



* Ridership on the Ventura County Line has stabilized (up 0.2%).
But ridership at Ventura County stations has declined 4.2%,
while ridership at LA County stations has increased 2.9%

BUT SOME STATIONS EXPERIENCE LOSSES






RIDERSHIP FACTORS

- **GASOLINE PRICES DOWN 6% SINCE FY16**
- **2% JOB GROWTH IN VENTURA COUNTY OVER FY16**
- **JOB LOSSES IN BURBANK (26% RIDERSHIP DECLINE FROM VENTURA COUNTY TO BURBANK SINCE FY14).**
- **NO DEDICATED VENTURA COUNTY MARKETING CAMPAIGN WITHIN THE LAST FIVE YEARS.**

RECENT ACCOMPLISHMENT: CHANGING CULTURE & ADDRESSING PROBLEMS

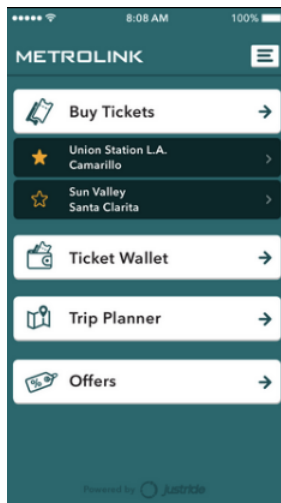


- Rebuilding leadership within the organization.
- Strengthening partnerships with Member Agencies.
- Continuing to enhance our safety culture.
- Operating a modern system to meet modern transportation needs.



RECENT ACCOMPLISHMENTS: PTC & MOBILE TICKETING

- National safety leader with Positive Train Control: first commuter railroad in the nation to implement.
- Mobile Ticketing



PTC
METROLINK®



RECENT ACCOMPLISHMENTS: TIER 4

First in the nation to acquire Tier 4 Locomotives

- Expected to reduce particulate matter and nitrogen oxide emissions by more than 85% compared to Tier 0.
- Will increase system capacity by 21% with the ability to transport more commuters with the higher-horsepower locomotives.
- Tier 4s will enter into revenue service in late 2017.





RECENT ACCOMPLISHMENT: REHABILITATION PROJECT

SAFETY IMPROVEMENTS AT 4 GRADE CROSSINGS

- Simi Valley
 - First Street
 - Erringer Road
 - Sycamore Drive

- Moorpark
 - Moorpark Avenue



STATE OF GOOD REPAIR CHALLENGES

- **Deferred maintenance has created a backlog of rehabilitation projects**
 - Estimated backlog: \$341M (TAM Plan)
 - Compares to \$280M in the 25 year Infrastructure Rehabilitation Plan
- **Prioritizing State of Good Repair projects**
 - Difficult when there are critical needs system-wide
 - Will require significant investment from member agencies to address backlog projects



QUESTIONS



METROLINK MISSION

**TO PROVIDE SAFE, EFFICIENT, DEPENDABLE AND ON-TIME
TRANSPORTATION SERVICE THAT OFFERS OUTSTANDING
CUSTOMER EXPERIENCE AND ENHANCES QUALITY OF LIFE.**



SAFETY | PEOPLE | GROWTH | QUALITY | EFFICIENCY